

# New Quizzes– Hot Spot Questions

## INTRODUCTION

One of Canvas' innovative features is the 'Hot Spot' question type, available in the New Quizzes section.

Hot Spot questions are an interactive question type that allows students to select an area within an embedded image as their answer. For example, you could upload a map and ask students to mark the location of a specific country, or use a diagram of a human body to quiz students on anatomical parts.

**TRY THIS IN YOUR CANVAS SANDBOX**



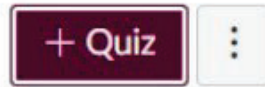
## MAKE AN IMAGE BASED QUIZ IN 10 MINUTES

### Why Use Hot Spot Questions?

Hot Spot questions offer an interactive break from standard multiple-choice or short-answer questions. Particularly engaging for visual learners, they are scored instantly and eliminate ChatGPT and AI responses.

### Create a Hot Spot Question

1. Go to Quizzes:  
Open the "Quizzes" tab in your Canvas course.



2. Start a New Quiz:  
Click on "+ Quiz."  
Select "New Quizzes."

### Choose a Quiz Engine

Canvas now has two quiz engines. Please choose which you'd like to use. [Learn more about the differences.](#)

Classic Quizzes  
For the time being, if you need security from 3rd-party tools, Speedgrader, or CSVs for student response analysis, this is the better choice.

New Quizzes  
This has more question types like hotspot, categorization, matching, and ordering. It also has more moderation and accommodation features.

Remember my choice for this course

Cancel Submit

3. Add an Assignment Name, due date, etc. Then, select "Build."

4. Add a Question: In the quiz editor, click "Add," followed by "Question."

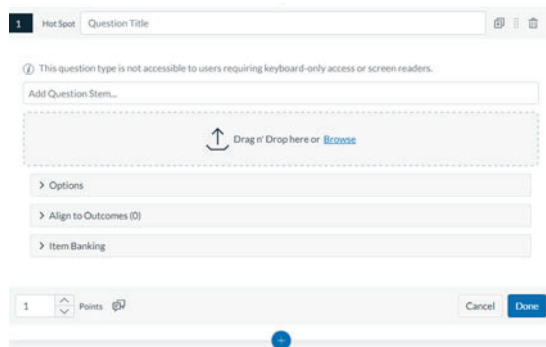
5. Choose "Hot Spot" from the options.

# New Quizzes– Hot Spot Questions Cont.

6. Add Hot Spot **Question Title** (optional, not visible to students).

**Add Question Stem.** Where you type question and, if necessary, additional instructions.

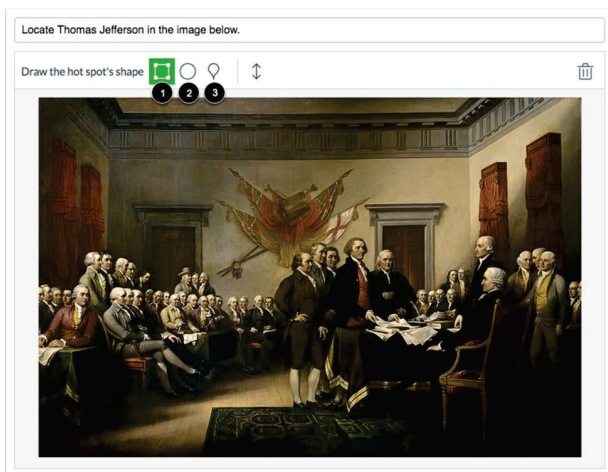
**Drag n’ Drop here or Browse.** Upload image you want to use for the question.



7. **Draw the hot spot’s space.**

Designate the correct area using one of the three options (square, circle, introverted teardrop).

You will need to pull a shape around the section of the image containing the correct answer.



8. Update the point value.

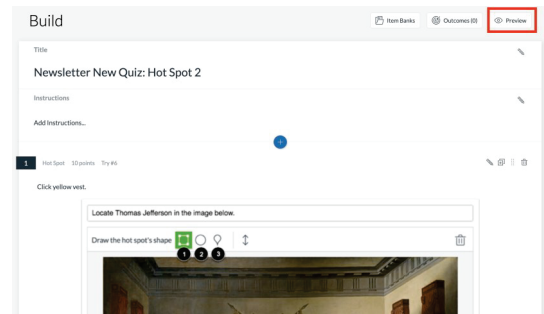


Leave feedback for students:

“For a correct answer,” incorrect answer, or generally. Click **Done**.

Save and publish when the question is complete.

9. **Preview.** Take the quiz as a student would. Submit. Correct and incorrect answers will be shown.



10. **Conclusion.** Whatever your field of study may be, Hot Spot Questions offers a new way to assess students and ensure they are meeting Learning Outcomes in a new and engaging way.

## Hot Spot Questions Great Across Disciplines

