



Office of Career and Academic Planning Services
1000 Main Street
Chadron, Nebraska 69337-2690
308-432-6388 • 308-432-6439 FAX
www.csc.edu/careerservices

PLACEMENT REPORT

2021 - 2022

Each year the Office of Career and Academic Planning Services produces a report about the previous year's graduates. This report covers graduates that received Bachelor's or Master's degrees. This information is intended to assist currently enrolled and prospective students in selecting academic majors and making career decisions.

Information was collected through the use of surveys sent to graduates in May, June and November. An electronic survey was also available and noted in the mailing. This report represents 4.31% of Bachelor degree graduates, and 4.40% of Master degree graduates.



Compiled by the Office of Career and Academic Planning Services and the Institutional Research Office

Status of 2021 - 22 Bachelor's Degree Graduates

* "other employment" includes part time and seasonal employment out of related field and full-time employment not in desired field.

Total Graduates		Respondents		Fulltime Related Field		Other Employment*		Not Seeking		Seeking Fulltime		Professional and Graduate School		Salary
Number	Percentage	Number	Percentage	Number	Percentage	Number	Percentage	Number	Percentage	Number	Percentage	Number	Percentage	Respondents
													Total Salary	Average

School of Business, Entrepreneurship, Applied and Mathematical Sciences and Sciences

Biology	11	1	9.00%							1	100.00%			
Business Administration	76	4	5.00%	4	100.00%							3	\$222,000.00	\$74,000.00
General Business	8	0	0.00%											
Mathematics	5	1	20.00%	1	100.00%					1	100.00%	1	\$115,000.00	\$115,000.00
Mathematics 6-12	3	0	0.00%											
Physical Sciences	4	0	0.00%											
Science 7-12	1	0	0.00%											
Grand Total	108	6	5.56%	5	83.33%					2	33.33%	4	\$337,000.00	\$84,250.00

School of Education, Human Performance, Counseling, Psychology and Social Work

Early Childhood Inclusive	2	0	0.00%											
Elementary Educ K-8	32	1	3.13%	1	100.00%					1	100.00%	1	\$41,000.00	\$41,000.00
Family and Consumer Sciences	1	0	0.00%											
FCS 6-12	4	0	0.00%											
Health & Phys Educ PK-12	5	0	0.00%											
Middle Level Education	3	0	0.00%											
Physical Education PK-6	1	0	0.00%											
Psychological Sciences	20	0	0.00%											
Rangeland Management	25	1	4.00%	1	100.00%							1	\$35,000.00	\$35,000.00
Social Work	7	0	0.00%											
Special Education Gen K-12	20	3	15.00%	3	100.00%							2	\$66,500.00	\$33,250.00
Sports and Recreation Mgmt	16	0	0.00%											
Grand Total	136	5	3.68%	5	100.00%					1	20.00%	4	\$142,500.00	\$35,625.00

Status of 2021 - 22 Bachelor's Degree Graduates

* "other employment" includes part time and seasonal employment out of related field and full-time employment not in desired field.

Total Graduates		Respondents		Fulltime Related Field		Other Employment*		Not Seeking		Seeking Fulltime		Professional and Graduate School		Salary
Number	Percentage	Number	Percentage	Number	Percentage	Number	Percentage	Number	Percentage	Number	Percentage	Number	Percentage	Respondents
													Total Salary	Average

School of Liberal Arts

Art	3		0.00%											
Art PK-12	2		0.00%											
Communication Arts	8		0.00%											
English Language Arts 7-12	3		0.00%											
History	2		0.00%											
Justice Studies: Criminal Just	15		0.00%											
Justice Studies: Legal Studies	6	1	16.67%	1	100.00%							1	\$42,000.00	\$42,000.00
Literature	8	1	12.50%	1	100.00%									
Music	1		0.00%											
Music PK-12	1		0.00%											
Social Science 7-12	3		0.00%											
Grand Total	52	2	3.85%	2	100.00%							1	\$42,000.00	\$42,000.00

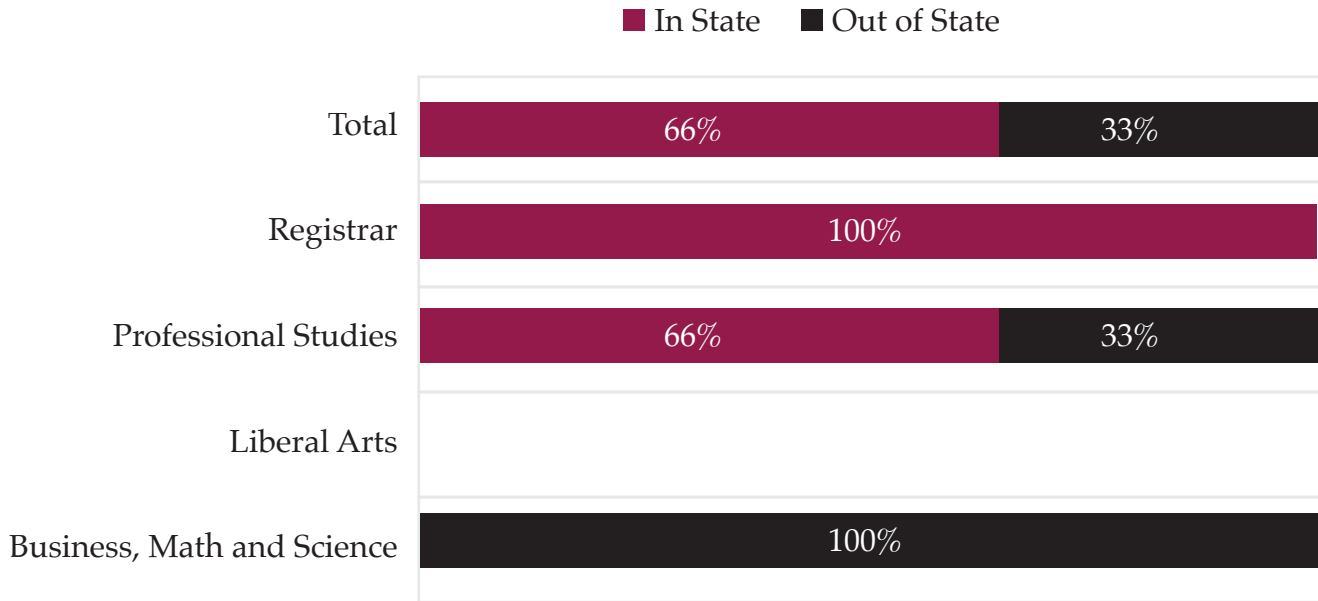
Graduate

Business Administration MBA	30	1	3.33%	1	100.00%							1	100.00%	1	\$220,000.00	\$220,000.00
Organizational Management	23	0	0.00%													
Science/Mathematics	7	0	0.00%													
History MAE	3	0	0.00%													
C & I Sped-Early Childhood	1	0	0.00%													
Clinical Mental Health Counsel	12	1	8.33%									1	\$51,000.00	\$51,000.00		
Curr & Instr Reading Spec PK12	8	0	0.00%													
Curr & Instruct Spec Ed K-12	3	0	0.00%													
Curriculum and Instruct Elem	5	0	0.00%													
Curriculum and Instruction Sec	8	0	0.00%													
Educational Administration	37	3	8.11%	2	66.67%							1	33.33%	2	\$146,000.00	\$73,000.00
School Counseling	20	2	10.00%	2	100.00%									2	\$117,866.00	\$58,933.00
School Counseling Path 2	2	0	0.00%													
Grand Total	159	7	4.40%	5	71.43%							2	28.57%	6	\$534,866.00	\$89,144.33

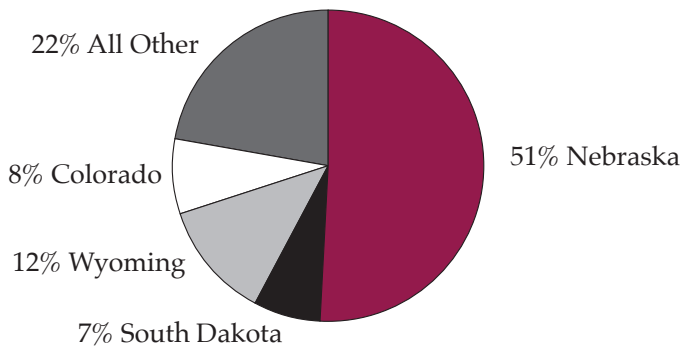
Records

Interdisciplinary Studies	43	1	2.33%	1	100.00%									1	\$41,000.00	\$41,000.00
Technical Occupations	9	1	11.11%	1	100.00%							1	100.00%	1	\$55,000.00	\$55,000.00
Grand Total	52	2	3.85%	2	100.00%							1	50.00%	2	\$96,000.00	\$48,000.00

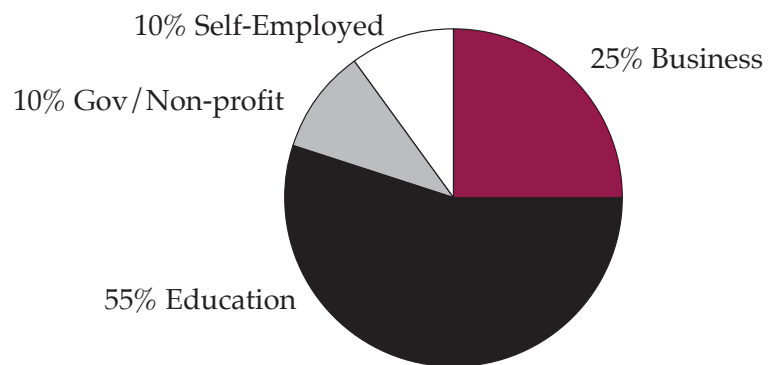
In-State vs. Out-of-State Pursuits of 2021 - 22 CSC Graduates



Locations of 2021 - 22 Graduates by State (Including Graduate or Professional Schools)



Type of Organizations Employing 2021 - 22 CSC Graduates



Schools where 2021-2022 graduates are employed

Anchorage School District, Central Union High School District, Chadron Public Schools, Chadron State College, Elmwood-Murdock Public Schools, Hastings Public Schools, Hemingford Public Schools, Laramie County School District #2, Riverside Public School, Sidney Public Schools

Companies where 2021-2022 graduates are working

4th Judicial District Attorney's Office, Ascensus, Deadwood Mountain Grand, Erie Insurance, Middleton Memorial Veterans Hospital, Self-employed, State of California Department of Corrections and Rehabilitation, Tom's Delivery Service