



Office of Career and Academic Planning Services
1000 Main Street
Chadron, Nebraska 69337-2690
308-432-6467 • 308-432-6409 FAX
www.csc.edu/careerservices

PLACEMENT REPORT

2022 - 2023

Each year the Office of Career and Academic Planning Services produces a report about the previous year's graduates. This report covers graduates that received Bachelor's or Master's degrees. This information is intended to assist currently enrolled and prospective students in selecting academic majors and making career decisions.

Information was collected through the use of a survey sent to graduates in December. An electronic survey was also available and noted in the mailing. This report represents 6% of Bachelor degree graduates, and 8% of Master degree graduates.



Status of 2022 - 23 Bachelor's Degree Graduates

* "other employment" includes part time and seasonal employment out of related field and full-time employment not in desired field.

Total Graduates		Respondents		Employment		Professional and Graduate School		Salary
Number	Percentage	Number	Percentage	Number	Percentage	Number	Percentage	Average

School of Business, Entrepreneurship, Applied and Mathematical Sciences and Sciences

Biology	17	1	5.88%	0.00%		1	100.00%	
Business Administration	84	6	7.14%	5	6.00%	1	16.67%	6 \$459,043.00 \$76,507.17
Business, Mktg, and IT 6-12	2		0.00%	0.00%				
General Business	3		0.00%	0.00%				
Health Sciences	1		0.00%	0.00%				
Mathematics	4		0.00%	0.00%				
Mathematics 6-12	1		0.00%	0.00%				
Physical Sciences	11		0.00%	0.00%				
Science 7-12	2		0.00%	0.00%				
Grand Total	125	7	5.60%	5	4.00%	2	28.57%	6 \$459,043.00 \$76,507.17

School of Education, Human Performance, Counseling, Psychology and Social Work

Elementary Educ K-8	36		0.00%	0.00%				
Family and Consumer Sciences	8		0.00%	0.00%				
FCS 6-12	4		0.00%	0.00%				
Health & Phys Educ PK-12	2		0.00%	0.00%				
Middle Level Education	2	1	50.00%	1	50.00%	1		\$35,500.00 \$35,500.00
Psychological Sciences	20		0.00%	0.00%				
Rangeland Management	21	2	9.52%	2	9.52%	2		\$90,000.00 \$45,000.00
Social Work	4		0.00%	0.00%				
Special Education Gen K-12	13	1	7.69%	1	7.69%	1		\$52,000.00 \$52,000.00
Sport, Fitness, and Recreation	5	2	40.00%	1	20.00%	1		\$39,000.00 \$39,000.00
Sports and Recreation Mgmt	11		0.00%	0.00%				
Grand Total	126	6	4.76%	5	3.97%	0	0.00%	5 \$216,500.00 \$43,300.00

Status of 2022 - 23 Bachelor's Degree Graduates

* "other employment" includes part time and seasonal employment out of related field and full-time employment not in desired field.

Total Graduates		Respondents		Employment		Professional and Graduate School		Salary
Number	Percentage	Number	Percentage	Number	Percentage	Number	Percentage	Average

School of Liberal Arts

Art	1		0.00%	0.00%				
Communication Arts	3	1	33.33%	1	33.33%	1	100.00%	1 \$20,000.00 \$20,000.00
English Language Arts 7-12	4		0.00%	0.00%				
English Studies	1		0.00%	0.00%				
History	5	1	20.00%	0.00%		1		\$45,000.00 \$45,000.00
Justice Studies: Criminal Just	14	1	7.14%	0.00%		1	100.00%	
Justice Studies: Legal Studies	2		0.00%	0.00%				
Literature	4		0.00%	0.00%				
Music PK-12	1		0.00%	0.00%				
Social Science 7-12	4		0.00%	0.00%				
Theatre	6	1	16.67%	1	16.67%			
Grand Total	45	4	8.89%	2	4.44%	2	50.00%	2 \$65,000.00 \$32,500.00

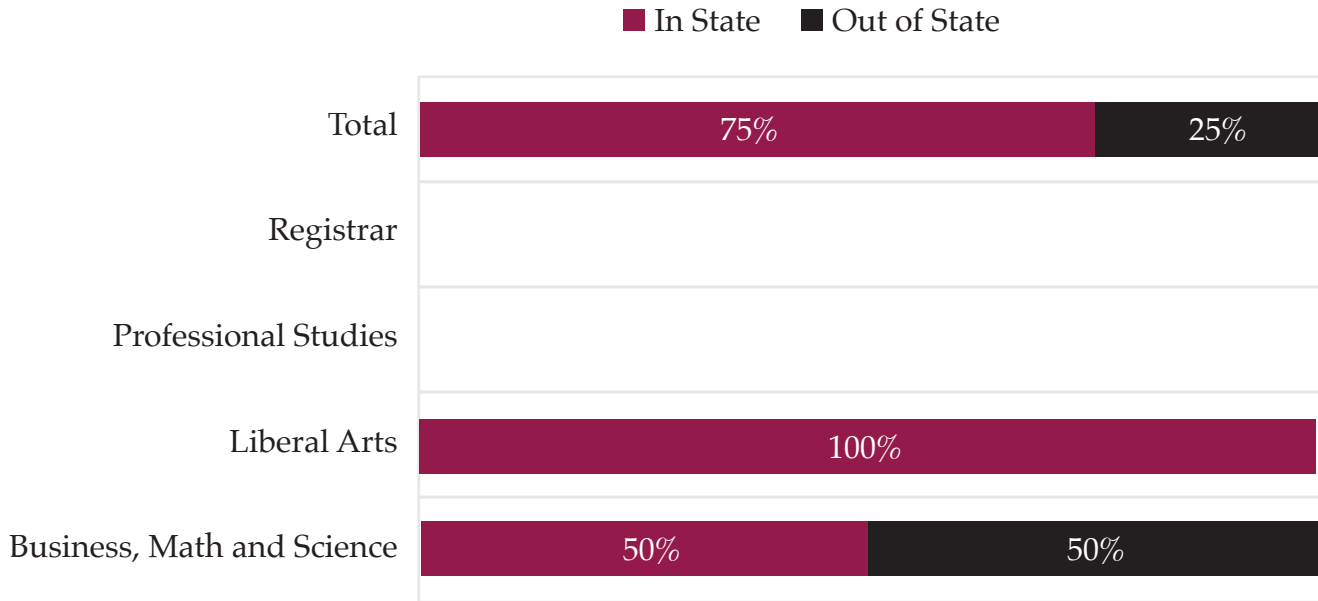
Graduate

Business Administration MBA	35	3	8.57%	1	2.86%	1	33.33%	2 \$190,000.00 \$95,000.00
C & I Sped-Early Childhood	2		0.00%	0.00%				
Clinical Mental Health Counsel	15	1	6.67%	1	6.67%	1	100.00%	1 \$80,000.00 \$80,000.00
Curr & Instr Reading Spec PK12	6		0.00%	0.00%				
Curr & Instruct Spec Ed K-12	2		0.00%	0.00%				
Curriculum and Instruct Elem	8	1	12.50%	1	12.50%	1	100.00%	1 \$30,000.00 \$30,000.00
Curriculum and Instruction Sec	1		0.00%	0.00%				
Educational Administration	33	1	3.03%	1	3.03%			1 \$114,000.00 \$114,000.00
Healthcare Management	1		0.00%	0.00%				
History MAE	3		0.00%	0.00%				
Organizational Management	10	2	20.00%	0.00%				2 \$112,000.00 \$56,000.00
School Counseling	10	1	10.00%	1	10.00%	1	100.00%	
School Counseling Path 2	4	2	50.00%	2	50.00%	1	50.00%	2 \$119,000.00 \$59,500.00
Science/Mathematics	3		0.00%	0.00%				
Grand Total	133	11	8.27%	7	5.26%	5	45.45%	9 \$645,000.00 \$71,666.67

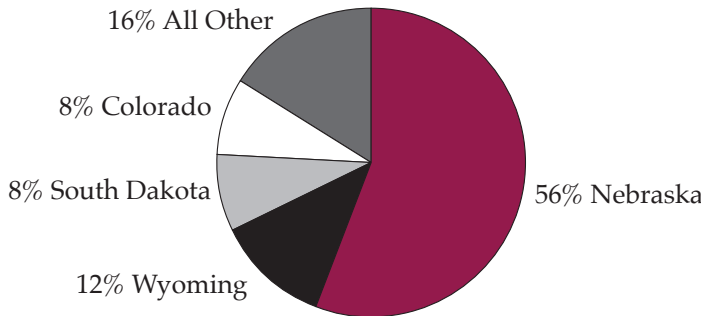
Records

Interdisciplinary Studies	29	1	3.45%	1	3.45%	1		\$65,000.00 \$65,000.00
Technical Occupations	1		0.00%	0.00%				
Grand Total	30	1	3.33%	1	3.33%	0	0.00%	1 \$65,000.00 \$65,000.00

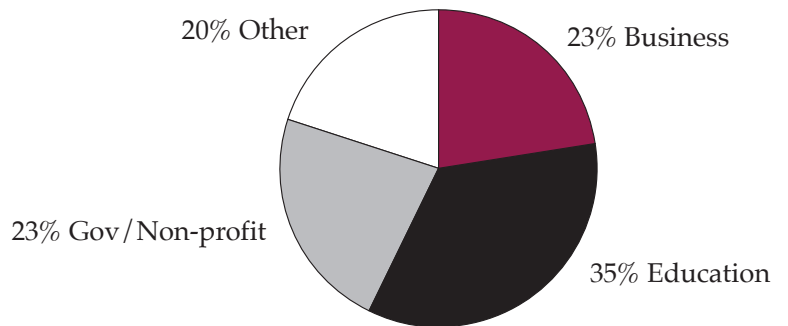
In-State vs. Out-of-State Pursuits of 2022 - 23 CSC Graduates



Locations of 2022 - 23 Graduates by State (Including Graduate or Professional Schools)



Type of Organizations Employing 2022 - 23 CSC Graduates



Schools where 2022-23 graduates are employed

USFS, Chadron State College, University of Nebraska Omaha, Chadron Public Schools, St. Agnes Academy, Eastern Wyoming College, Spearfish School District, Laramie County School District 1, Idaho Falls High School, Anchorage School District

Companies where 2022-23 graduates are working

Connecticut Department of Agriculture, Veteran Affairs, Nike, TE Connectivity, Rodeo Logistics, Cross Diamond Cattle Company, BankFirst, Solid waste Agency of Northwest Nebraska, Boy Scouts of America, Tweetsie Railroad, City of Arvada, FNB Bank, New Hope Counseling, Wyoming Game and Fish Department, Government Data Services