



Office of Career and Academic Planning Services
1000 Main Street
Chadron, Nebraska 69337-2690
308-432-6388 • 308-432-6439 FAX
www.csc.edu/careerservices

PLACEMENT REPORT

2020 - 2021

Each year the Office of Career and Academic Planning Services produces a report about the previous year's graduates. This report covers graduates that received Bachelor's or Master's degrees. This information is intended to assist currently enrolled and prospective students in selecting academic majors and making career decisions.

Information was collected through the use of surveys sent to graduates in May, June and November. An electronic survey was also available and noted in the mailing. This report represents 1.22% of Bachelor degree graduates, and 7.67% of Master degree graduates.



Status of 2020 - 21 Bachelor's Degree Graduates

* "other employment" includes part time and seasonal employment out of related field and full-time employment not in desired field.

Total Graduates	Employment										Professional and Graduate School	Salary		
	Respondents		Fulltime Related Field		Other Employment*		Not Seeking		Seeking Fulltime					
Number	Percentage	Number	Percentage	Number	Percentage	Number	Percentage	Number	Percentage	Number	Percentage	Respondents	Total Salary	Average

School of Business, Entrepreneurship, Applied and Mathematical Sciences and Sciences

Biology	11	0	0.00%											
Business Administration	72	0	0.00%											
Business, Mktg, and IT 6-12	1	0	0.00%											
Chemistry 7-12	1	0	0.00%											
General Business	2	0	0.00%											
Mathematics	4	0	0.00%											
Mathematics 6-12	2	0	0.00%											
Physical Sciences	3	0	0.00%											
Science 7-12	1	0	0.00%											
Grand Total	97	0	0.00%								0			

School of Education, Human Performance, Counseling, Psychology and Social Work

Early Childhood Inclusive	2	0	0.00%											
Elementary Educ K-8	34	0	0.00%											
Family and Consumer Sciences	9	1	11.11%	1	100.00%						1	\$47,000.00	\$47,000.00	
FCS 6-12	2	0	0.00%											
Health & Phys Educ PK-12	6	0	0.00%											
Health Sciences	1	0	0.00%											
Middle Level Education	5	0	0.00%											
Physical Education 7-12	1	0	0.00%											
Psychological Sciences	18	0	0.00%											
Rangeland Management	31	1	3.23%	1	100.00%									
Social Work	11	0	0.00%											
Special Education Gen K-12	7	0	0.00%											
Sports and Recreation Mgmt	7	0	0.00%											
Grand Total	134	2	1.49%	2	100.00%						1	\$47,000.00	\$47,000.00	

Status of 2020 - 21 Bachelor's Degree Graduates

* "other employment" includes part time and seasonal employment out of related field and full-time employment not in desired field.

Total Graduates	Employment										Professional and Graduate School	Salary		
	Respondents		Fulltime Related Field		Other Employment*		Not Seeking		Seeking Fulltime					
Number	Percentage	Number	Percentage	Number	Percentage	Number	Percentage	Number	Percentage	Number	Percentage	Respondents	Total Salary	Average

School of Liberal Arts

Art	2	0	0.00%											
Art PK-12	3	0	0.00%											
Communication Arts	5	0	0.00%											
History	6	0	0.00%											
History 7-12	1	0	0.00%											
Justice Studies: Criminal Just	21	0	0.00%											
Justice Studies: Legal Studies	4	0	0.00%											
Literature	1	0	0.00%											
Music	2	0	0.00%											
Music Studies	1	0	0.00%											
Social Science 7-12	4	0	0.00%											
Grand Total	50	0	0.00%								0			

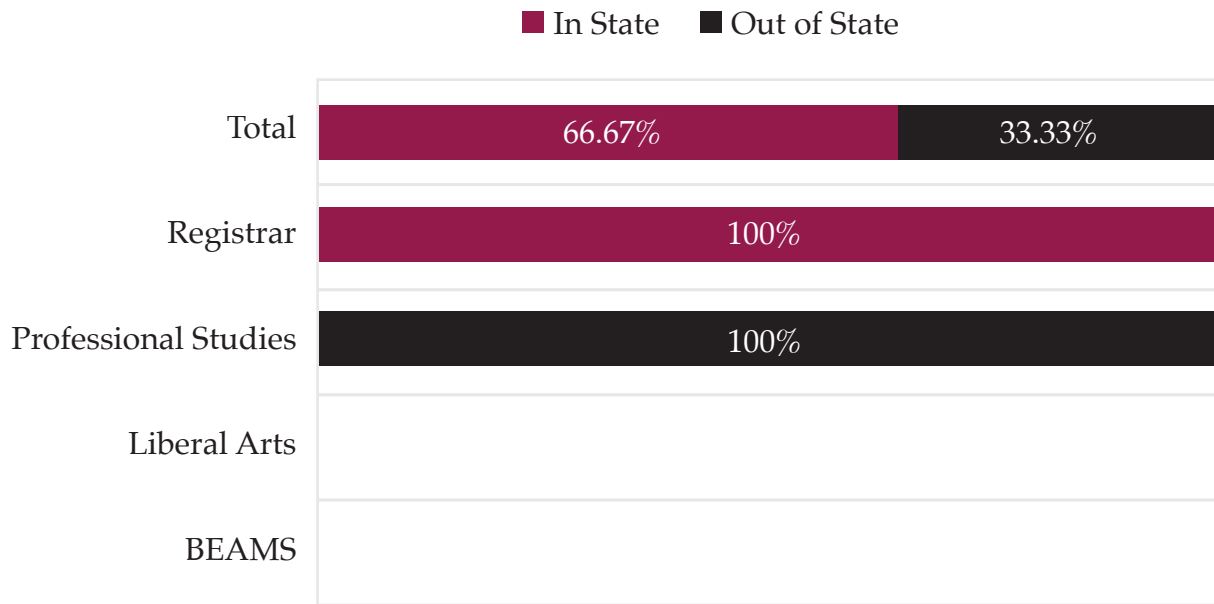
Graduate

Business Administration MBA	37	2	5.41%	2	100.00%						2	100.00%	1	\$73,000.00	\$73,000.00
Organizational Management	26	4	15.38%	4	100.00%						4	100.00%	3	\$311,000.00	\$103,666.67
Science/Mathematics	4	1	25.00%	1	100.00%						1	100.00%	1	\$42,000.00	\$42,000.00
History MAE	2	1	50.00%	1	100.00%						1	100.00%	1	\$36,000.00	\$36,000.00
C & I Sped-Early Childhood	1		0.00%												
Clinical Mental Health Counsel	15		0.00%												
Curr & Instr Reading Spec PK12	5		0.00%												
Curriculum and Instruct Elem	3		0.00%												
Curriculum and Instruction Sec	6		0.00%												
Educational Administration	31	2	6.45%	2	100.00%						2	100.00%	2	\$158,980.00	\$79,490.00
School Counseling	18		0.00%												
School Counseling Path 2	2		0.00%												
Grand Total	150	10	6.67%	10	100.00%						10	100.00%	8	\$620,980.00	\$77,622.50

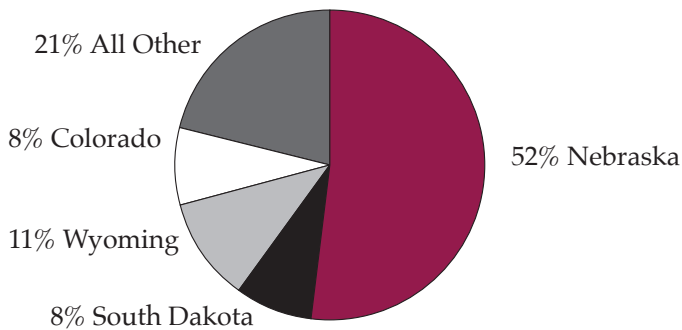
Records

Interdisciplinary Studies	42	1	2.38%								1	100.00%			
Technical Occupations	6	1	16.67%	1	100.00%								1	\$105,000.00	\$105,000.00
Grand Total	48	2	4.17%	1	50.00%						1	50.00%	1	\$105,000.00	\$105,000.00

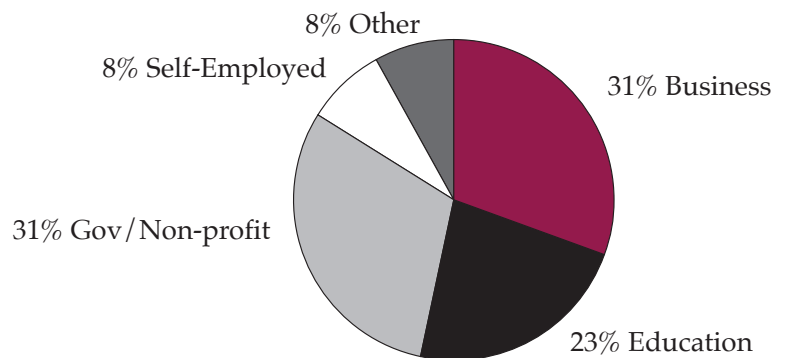
In-State vs. Out-of-State Pursuits of 2020 - 21 CSC Graduates



Locations of 2020 - 21 Graduates by State (Including Graduate or Professional Schools)



Type of Organizations Employing 2020 - 21 CSC Graduates



Schools where 2020-2021 graduates are employed

Caverna Independent School District, Department of Family Services/Wyoming Girls School, Gretna Public Schools, Pine Ridge Schools

Companies where 2020-2021 graduates are working

Ace Hardware Corporation, Baptist Health Care, Horse Shoe Express, Rosenbauer Aerials, Valmont Industries, Village and Hinsdale Fire Department, Wyoming Department of Corrections