



Office of Career and Academic Planning Services

1000 Main Street

Chadron, Nebraska 69337-2690

308-432-6292

www.csc.edu/careerservices

PLACEMENT REPORT

2018 - 2019

Each year the Office of Career and Academic Planning Services produces a report about the previous year's graduates. This report covers graduates that received Bachelor's or Master's degrees. This information is intended to assist currently enrolled and prospective students in selecting academic majors and making career decisions.

Information was collected through the use of surveys sent to graduates in May, June and November. An electronic survey was also available and noted in the mailing. This report represents 27% of Bachelor degree graduates, and 18% of Master degree graduates.

A list of the specific job titles, employers and employment locations of these graduates is available from the Office of Career and Academic Planning Services.



Compiled by Office of Career and Academic Planning Services, Janet Hartman, Office Assistant, Malinda Linegar, Director, Institutional Research and Heather Crofutt, Institutional Research, IT Specialist

Status of 2018 - 19 Bachelor's Degree Graduates

* "other employment" includes part time and seasonal employment out of related field and full-time employment not in desired field.

Total Graduates	Respondents		Employment										Professional and Graduate School	Salary
	Number	Percentage	Number	Percentage	Number	Percentage	Number	Percentage	Number	Percentage	Number	Percentage		

School of Business, Mathematics, and Science

Basic Business Educ 6-12	1	0%														
Biology	15	2	13%	0%	0%	0%	0%	0%	2	100%						
Biology 7-12	1	0%														
Business Administration	97	23	24%	16	70%	5	22%	0%	1	4%	1	4%	16	\$1,262,790	\$78,924	
Business, Mktg, and IT 6-12	2	1	50%	1	100%	0%	0%	0%	0%	0%	1		\$48,000	\$48,000		
General Business	9	3	33%	2	67%	1	33%	0%	0%	1	33%	2	\$114,580	\$57,290		
Mathematics	6	1	17%	1	100%	0%	0%	0%	0%	0%	1		\$85,000	\$85,000		
Mathematics 6-12	1	1	100%	1	100%	0%	0%	0%	0%	0%						
Physical Sciences	8	0%														
Grand Total	120	31	26%	21	68%	6	19%	0	0%	1	3%	4	13%	20	\$1,510,370	\$75,519

School of Professional Studies and Applied Sciences

Early Childhood Inclusive	3	3	100%	3	100%	0%	0%	0%	0%	2		\$81,000	\$40,500			
Elementary Educ K-8	51	26	51%	25	96%	0%	0%	1	4%	0%	7	\$233,470	\$33,353			
Family and Consumer Sciences	7	1	14%	1	100%	0%	0%	0%	0%	0%						
FCS 6-12	1	1	100%	1	100%	0%	0%	0%	0%	0%	1	\$35,000	\$35,000			
Health & Phys Educ PK-12	8	2	25%	2	100%	0%	0%	0%	0%	0%						
Middle Grades 4-9	2	1	50%	1	100%	0%	0%	0%	0%	0%						
Middle Level Education	4	1	25%	1	100%	0%	0%	0%	0%	0%						
Mild/Moderate Disab K-12	2	1	50%	1	100%	0%	0%	0%	0%	0%						
Physical Education 7-12	1	0%														
Psychological Sciences	16	5	31%	2	40%	2	40%	0%	0%	2	40%	3	\$94,825	\$31,608		
Rangeland Management	21	6	29%	6	100%	0%	0%	0%	0%	0%	6	\$208,553	\$34,759			
Social Science 7-12	4	3	75%	3	100%	0%	0%	0%	0%	0%						
Social Work	12	1	8%	1	100%	0%	0%	0%	0%	0%	1	\$37,211	\$37,211			
Special Education K-12	6	3	50%	3	100%	0%	0%	0%	0%	0%						
Sports and Recreation Mgmt	18	2	11%	0%	1	50%	0%	0%	0%	1	50%					
Grand Total	156	56	36%	50	89%	3	5%	0	0%	1	2%	3	5%	20	\$690,059	\$34,503

Status of 2018 - 19 Bachelor's Degree Graduates

* "other employment" includes part time and seasonal employment out of related field and full-time employment not in desired field.

Total Graduates	Respondents		Employment										Professional and Graduate School	Salary
	Number	Percentage	Number	Percentage	Number	Percentage	Number	Percentage	Number	Percentage	Number	Percentage		

School of Liberal Arts

Art	3	0%														
Art PK-12	3	1	33%	1	100%	0%	0%	0%	0%	0%						
Communication ARTS	7	1	14%	0%	0%	0%	0%	0%	1	100%	1		\$14,000	\$14,000		
English Language Arts 7-12	5	3	60%	3	100%	0%	0%	0%	0%	0%	1		\$35,000	\$35,000		
History	2	2	100%	0%	1	50%	0%	0%	0%	1	50%					
History 7-12	1	0%														
Justice Studies: Criminal Just	24	6	25%	1	17%	4	67%	0%	0%	2	33%	1	\$26,880	\$26,880		
Justice Studies: Legal Studies	3	1	33%	1	100%	0%	0%	0%	0%	0%	1		\$30,000	\$30,000		
Literature	7	0%														
Music	6	1	17%	1	100%	0%	0%	0%	0%	0%	1		\$22,000	\$22,000		
Music PK-12	1	1	100%	1	100%	0%	0%	0%	0%	0%						
Music Studies	2	0%														
Social Science 7-12	1	0%														
Theatre	2	0%														
Grand Total	67	16	24%	8	50%	5	31%	0	0%	0	0%	4	25%	5	\$127,880	\$25,576

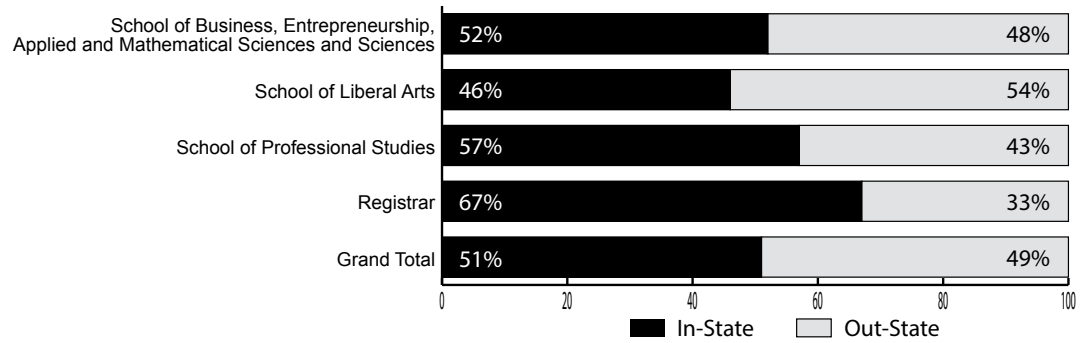
Graduate

Business Administration MBA	58	13	22%	11	85%	1	8%	0%	1	8%	0%	12	\$862,193	\$71,849		
Clinical Mental Health Counsel	8	1	13%	1	100%	0%	0%	0%	0%	0%						
Curr & Instr Reading Spec PK12	9	1	11%	1	100%	0%	0%	0%	0%	0%	1	\$53,000	\$53,000			
Curr & Instruct Spec Ed K-12	4	1	25%	1	100%	0%	0%	0%	0%	0%	1	\$50,000	\$50,000			
Curr & Instruct Sped	1	0%														
Curriculum and Instruct Elem	9	1	11%	1	100%	0%	0%	0%	0%	0%	1	\$57,000	\$57,000			
Curriculum and Instruction Sec	12	2	17%	2	100%	0%	0%	0%	0%	0%	1	\$62,000	\$62,000			
Educational Administration	37	5	14%	5	100%	0%	0%	0%	0%	0%	4	\$216,000	\$54,000			
History MAE	2	0%														
Organizational Management	13	3	23%	2	67%	1	33%	0%	0%	0%	3	\$191,000	\$63,667			
School Counseling	9	3	33%	2	67%	1	33%	0%	0%	0%	3	\$184,650	\$61,550			
Science/Mathematics	8	0%														
Grand Total	170	30	18%	26	87%	3	10%	0	0%	1	3%	0	0%	26	\$1,675,843	\$64,456

Records

Interdisciplinary Studies	40	8	20%	5	63%	2	25%	0%	0%	2	25%	5	\$343,000	\$68,600		
Technical Occupations	17	2	12%	1	50%	1	50%	0%	0%	0%	2	\$200,000	\$100,000			
Grand Total	57	10	18%	6	60%	3	30%	0	0%	0	0%	2	20%	7	\$543,000	\$77,571

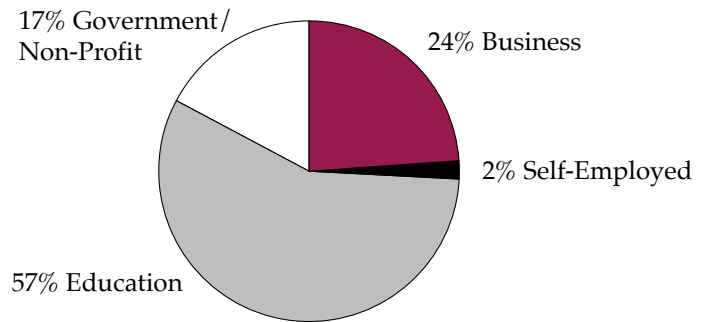
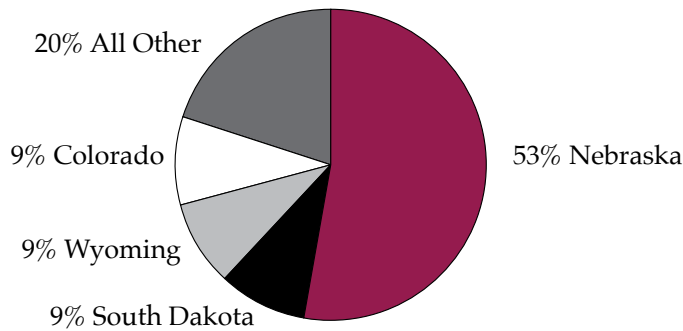
**In-State vs.
Out-of-State Pursuits
of 2018 - 19
CSC Graduates**



Locations of 2018-19 Graduates by State

- | | | |
|----------------------|----------------|--------------|
| Alaska | Kansas | Nebraska |
| Arizona | Michigan | Ohio |
| California | Minnesota | Oregon |
| Colorado | Missouri | South Dakota |
| District of Columbia | Montana | Texas |
| Florida | North Carolina | Virginia |
| Georgia | North Dakota | Wyoming |

**Type of Organizations Employing
2018 - 19 CSC Graduates**



Schools where 2018-2019 graduates are employed

Arriba/Flagler Schools, Banner County Public School, Bayard Public Schools, Bennet County Middle School, Buffalo High School, Buffalo Ridge Elementary, Carbon County School District #2, Chadron Public Schools, Cincinnati Public Schools, Custer School District, Eaton Early Learning Center, ESU 13, Fort Morgan Middle School, Gering Public Schools, Journey Elementary, Kingsland Public Schools, Laramie County School District 1/Sunrise Elementary, Lincoln Public Schools – Arnold Elementary School, Lincoln Public Schools – Southwest High School, Loneman School, Longfellow Elementary School, Longwood University Communication Studies, Mary Lynch Elementary, Montrose County School District, Morrill Public Schools, Morris Elementary School, Natrona County School District #1, NCAP Headstart, Oshkosh Schools, Otis School District, Papillion LaVista Community Schools, Park Avenue Elementary, Perkins County Schools, Pine Ridge Schools, Rapid City Area Schools, Rapid City Central, Red Cloud High School, Scottsbluff Public Schools, Sidney Public Schools, St. Patrick School, Sutherland Public Schools, Thedford High School, Wallace School District 65R and White River School District

Graduate schools where 2018-2019 graduates are employed

Chadron State College, Florida State University, Full Sail University, George Washington University, Tiffin University, University Nebraska Medical Center, University of Nebraska College of Law and University of Texas

Businesses/Organizations where 2018-2019 graduates are working

A&D Technology Inc., Archer Daniels Midland, Becton Dickinson, Black Hills Energy, Books-A-Million, Bureau of Indian Affairs, Cardinal Health, Chadron State College, Cheyenne Family YMCA, Child & Family Therapy Institute of Nebraska, Ciner Wyoming LLC, City of Overland Park Kansas, Cornerstone Bank, Department of Social Service, Eclectica, Evangel Mission, FDC Publishing, First National Bank of Chadron, Gardner, Loutzanhiser and Ryon, P.C., Guitar Center, Hornady Bullet Manufacturing, Hughs Brothers, Imperial Credit Union, Jacobsen, Orr, Lindstrom & Holbrook, P.C.L.L.O., Lunchtime Solutions, Manhattan Country Club, Marine Corps, McCook Chamber of Commerce, Meepos CPAs, Merrill Lynch, Natural Resources Conservation Service, Nebraska Department of Revenue, Nebraska State Penitentiary, Northeast Community College, Pasco-Hernando State College Store, Pine Ridge Job Corps, Prospect Medical Holdings, RoMan Manufacturing, South Central State Bank, State of Wyoming, Department of State Parks & Cultural Resources, State of Wyoming, Department of Transportation, Trophies and Treasures Taxidermy, United States Air Force Missile Defense Agency United States Forest Service, United States Postal Service, University of Texas Dallas, Upper Niobrara White Natural Resources District, Urban Space Realty, Inc., USDA-NRCS, Valley City State University, Wellfully, West Central Nebraska Development District, Inc., Western Community Health Resources, Western States Wireless and Your Selling Team