



Office of Career and Academic Planning Services
1000 Main Street
Chadron, Nebraska 69337-2690
308-432-6388 • 308-432-6439 FAX
www.csc.edu/careerservices

PLACEMENT REPORT

2016 - 2017

Each year the Office of Career and Academic Planning Services produces a report about the previous year's graduates. This report covers graduates that received Bachelor's or Master's degrees. This information is intended to assist currently enrolled and prospective students in selecting academic majors and making career decisions.

Information was collected through the use of surveys sent to graduates in September, October and November. An electronic survey was also available and noted in the mailing. This report represents 27% of Bachelor degree graduates, and 29% of Master degree graduates.

A list of the specific job titles, employers and employment locations of these graduates is available from the Office of Career and Academic Planning Services.

Of the Undergraduate degree respondents, 80% report working in a related field, and 9% report attending graduate school. Of the Graduate degree respondents, 91% report working in a related field, and 4% report attending additional post graduate school.



Compiled by Office of Career and Academic Planning Services, Janet Hartman, Office Assistant, Malinda Linegar, Director, Institutional Research and Heather Crofutt, Institutional Research, IT Specialist

Status of 2016 - 17 Bachelor's Degree Graduates

* "other employment" includes part time and seasonal employment out of related field and full-time employment not in desired field.

	Total Graduates		Respondents		Fulltime Related Field		Other Employment*		Not Seeking		Seeking Fulltime		Professional and Graduate School Respondents	Total Salary	Average Salary
	Number	Percentage	Number	Percentage	Number	Percentage	Number	Percentage	Number	Percentage	Number	Percentage			

School of Business, Entrepreneurship, Applied and Mathematical Sciences and Sciences

Basic Business Educ (7-12)	1	1	100%	1	100%	0%			0%	0%	1	\$31,000	\$31,000		
Basic Business Educ 6-12	1		0%												
Biology	15	1	7%		0%	0%			0%	1	100%				
Business Administration	86	16	19%	12	75%	2	13%		1	6%	3	19%	12	\$485,000	\$40,417
Business, Mktg, and IT 6-12	2		0%												
Family and Consumer Sciences	7		0%												
FCS 6-12	3	3	100%	3	100%	0%			0%		0%				
General Business	10	3	30%	2	67%	0%			0%	1	33%	2	\$93,365	\$46,683	
Mathematics	2		0%												
Rangeland Management	24	3	13%	3	100%	0%			0%		0%	3	\$105,000	\$35,000	
Science 7-12	3	3	100%	3	100%	0%			0%	1	33%	2	\$77,500	\$38,750	
Total	154	30	19%	24	80%	2	7%		1	3%	6	20%	20	\$791,865	\$38,370

School of Education, Human Performance, Counseling, Psychology and Social Work

Early Childhood Inclusive	1		0%												
Elementary Educ K-8	38	28	74%	27	96%	0%				0%	5	\$197,600	\$39,520		
Health & Phys Educ PK-12	6	4	67%	4	100%	0%				0%	1	\$28,000	\$28,000		
Library Information Mgmt	1		0%												
Mathematics 6-12	2		0%												
Middle Grades 4-9	2	2	100%	2	100%	0%				0%	1	\$43,500	\$43,500		
Mild/Moderate Disab K-12	4	3	75%	3	100%	0%				0%					
Physical Education 7-12	1	1	100%		0%	1	100%				100%	1	\$50,000	\$50,000	
Psychological Sciences	20	2	10%	1	50%	0%				1	0%	1	\$30,000	\$30,000	
Social Work	10		0%												
Special Education K-12	1		0%												
Sports and Recreation Mgmt	24	4	17%	2	50%	1	25%			1	6%	1	\$35,000	\$35,000	
Total	110	44	40%	39	89%	2	5%			2	5%	10	\$384,100	\$37,670	

Status of 2016 - 17 Bachelor's Degree Graduates

* "other employment" includes part time and seasonal employment out of related field and full-time employment not in desired field.

	Total Graduates		Respondents		Employment								Professional and Graduate School		Salary		
					Fulltime Related Field		Other Employment*		Not Seeking		Seeking Fulltime						
	Number	Percentage	Number	Percentage	Number	Percentage	Number	Percentage	Number	Percentage	Number	Percentage	Number	Percentage	Respondents	Total Salary	Average

School of Liberal Arts

Art	9	2	22%	1	50%	1	50%			0%	0%	2	44000	\$22,000	
Art PK-12	1		0%												
Communication Arts	9	3	33%	3	100%		0%		0%	0%	0%	2	57000	\$28,500	
English Language Arts 7-12	5	5	100%	4	80%		0%		1	20%	0%	1	34000	\$34,000	
History	6		0%												
History 7-12	1		0%												
Justice Studies: Criminal Just	16	3	19%	1	33%	2	67%		0%	0%	0%	2	62000	\$31,000	
Justice Studies: Legal Studies	5	1	20%	1	100%		0%		0%	0%					
Literature	4		0%												
Music	6		0%												
Music PK-12	4	2	50%	2	100%		0%		0%	0%					
Music Studies	1		0%												
Social Science 7-12	8	7	88%	6	86%		0%		0%	2	29%	1	37567	\$37,567	
Theatre	3		0%												
Total	78	23	29%	18	78%	3	13%		1	4%	2	9%	8	234567	\$30,613

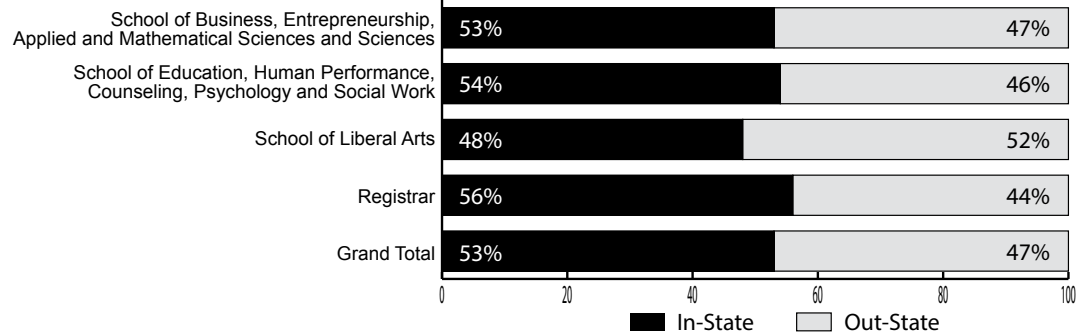
Graduate

Business Administration MBA	72	13	18%	11	85%	2	15%			0%	13	\$1,087,245	\$83,634	
Clinical Mental Health Counsel	10	6	60%	6	100%	0	0%			0%	5	\$176,474	\$35,295	
Curr & Instr Reading Spec PK12	9	2	22%	2	100%	0	0%			0%	2	\$101,360	\$50,680	
Curr & Instruct Spec Ed K-12	5	2	40%	2	100%	0	0%			0%	1	\$55,000	\$55,000	
Curriculum and Instruct Elem	9	2	22%	2	100%	0	0%			0%	2	\$98,000	\$49,000	
Curriculum and Instruction Sec	13	3	23%	3	100%	0	0%			0%	3	\$156,000	\$52,000	
Educational Administration	20	7	35%	5	71%	2	29%			0%	6	\$393,200	\$65,533	
History MAE	3	2	67%	2	100%	0	0%			1	50%	2	\$110,000	\$55,000
Organizational Management	26	10	38%	10	100%	0	0%			0%	8	\$467,000	\$58,375	
School Counseling	12	4	33%	4	100%	0	0%			0%	3	\$164,000	\$54,667	
Science/Mathematics	11	5	45%	4	80%	1	20%			1	20%	4	\$146,500	\$36,625
Total	190	56	29%	51	91%	5	9%			2	4%	49	\$2,954,779	\$54,164

Records

Interdisciplinary Studies	42	7	17%	3	43%	3	43%	0	0%	1	14%	0	0%	6	\$280,800	\$46,800
Technical Occupations	8	2	25%	1	50%	1	50%	0	0%	0	0%	0	0%	2	\$52,000	\$26,000
Total	50	9	18%	4	46%	4	46%	0	0%	1	11%	0	0%	8	\$332,800	\$36,400

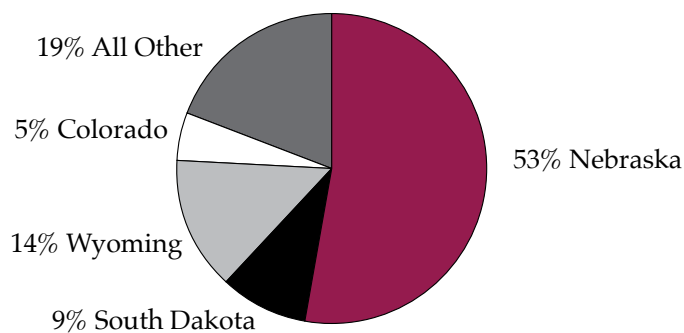
In-State vs. Out-of-State Pursuits of 2016 - 17 CSC Graduates



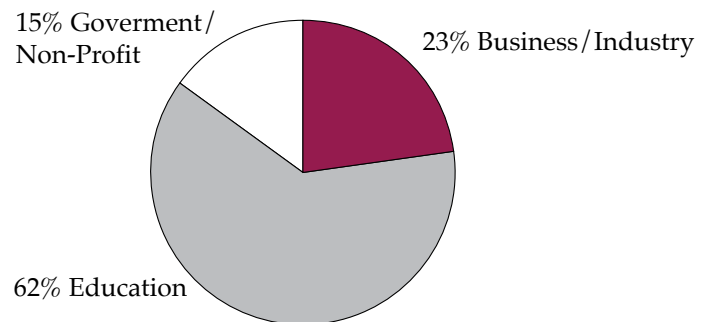
Locations of 2016 - 17 Graduates by State (Including Graduate or Professional Schools)

All other states include:

Alabama	Iowa	Pennsylvania
Arizona	Missouri	Texas
California	Montana	Utah
Idaho	Oklahoma	Virginia



Type of Organizations Employing 2016 - 17 CSC Graduates



Schools where 2016-2017 graduates are employed

ABO School District, Agar-Blunt-Onida School District, Allen Consolidated Schools, Banner County Schools, Beaver Valley School, Briggsdale School, Campbell County School District, Carbon County School District #2, Chadron Public Schools, Chadron State College, Cherry Creek School District/Laredo Middle School, Colstrip Public Schools, Converse County School District #1, Crawford Public Schools, Creighton Community Schools, Fillmore Central Schools, Gering Junior High School, Goshen County School District, Greenfield Union School District, Hanson School District, Hay Springs Middle School, Hayes Center Schools, HEM Jr.-Sr. High, Hemingford Public Schools, Holy Family School, Johnson County School District 1, Journey Elementary/NCSD #1, Kearney High School, Kingman Unified Schools, Kiowa County School District RE-1, Kofa School District, Lincoln County High School, Lincoln Heights Elementary, Lingle Fort Laramie School, Lotus School for Excellence, Madison School District 321, Martin Grade School, McCook Public Schools, Metropolitan State University of Denver, Mid-Plains Community College, Mitchell Schools, Morrill Elementary, Natrona County School District, Nebraska City Public Schools, Norfolk Public Schools, North Platte Catholic Schools, North Platte Public Schools, Northern Oklahoma College – Enid, Ogallala Public Schools, Papillion La Vista Community Schools, Park County School District 6, Pasero Pointe School, Pine Butte Elementary, Platte County School District #2, Provo City S.D. – Dixon Middle School, Rapid City Area Schools, Rock County Public Schools, Rock Springs High School, Roosevelt Elementary, Scottsbluff Public Schools, Sendai Board of Education, Shelby-Rising City Elementary, Sheridan County School District #1, Skutt High School, Sonoran School Science Academy, St. Agnes School, St. Luke's Elementary, Sturgis Brown High School, Trunk Butte Christian School, UNMC – MMI Behavioral Outreach, Valentine Community Schools, West Point-Beemer Jr./Sr. High School, Wolf Creek School and Woodland Park Elementary

Graduate schools where 2016-2017 graduates attending

Chadron State College, Concordia Seminary, Kansas University, Nursing School, Oklahoma State, University of Alabama, University of Nebraska at Kearney and UNMC – College of Medicine

Companies where 2016-2017 graduates are working

Assemblies of God World Missions, Baptist Health Floyd, Black Hills National Forest, U.S. Forest Service, BNSF Railway, Box Butte General Hospital, Cabela's, Camp Norwesca, Carnegie Arts Center, Clay County News, DairiConcepts, Dawes County – Nebraska Extension, Department of Health & Human Services, Dept. of Defense – Dept. of the Navy – Navy Civilian, Diamond Chiropractic, Farmer's Coop Elevator Co., FBI, FDA, Felix Construction, First National Bank of Chadron, First National Bank of Omaha, Freeport McMoRan, Gardner, Loutzenhiser & Ryan PC, Head Start Child & Family Development Program, Inc., Hunting Energy Services, Drilling Tools, Inc., JM & Associates, P.C., JP Morgan Chase, Kid Prints, Inc., Lifeways, Lutheran Support Services South Dakota, MicroChip, Mid Plains Center, Mid Plains Center for Behavioral Healthcare Services, Monty Shultz Counseling and Neurofeedback, Nebraska Army National Guard, Nebraska Department of Corrections, Nebraska State Fire Marshal, Nebraska State Patrol, New Hope Counseling, Palmer Ranch, Pennington County Sheriff's Office, Reiman Corp., Resource Conservation and Development Council, Rosebud Sioux Tribe Ambulance Service, Self Employed Rancher, Shopko, Splunk, Inc., The Golf Club at Devil's Tower, The UPS Store, Turner Enterprises Inc., UNMC – MMI Behavioral Outreach, US Bank, Walmart, Werner Enterprises, WESTCO, Western Community Health Resources, Western Sire Services, Whemco, Inc., Winfield United Land O Lakes, Wyoming Attorney General, Division of Criminal Investigation and Wyoming Child and Family