



CHADRON STATE COLLEGE

FACT BOOK

ACADEMIC YEAR 2021-2022

Foreword

The 2021-2022 edition of the Chadron State College Fact Book presents data relating to enrollment, graduates, demographics, and faculty and staff for the Fall, Spring, and Summer semesters. The Fact Book serves the following purposes:

- To provide data that may assist the administration in planning and decision making.
- To give the college community an overview of the students and personnel, along with a profile of the college.
- To serve as a reference document that answers many of the most often asked questions about the college.

Produced by:

Chadron State College Institutional Research

Publication Date

September, 2023



TABLE OF CONTENTS

General Information

General Information	2
Primary and Program Accreditation	3
Guiding Principles	
Legislative Authority	4
Vision Statement	5
Mission Statement	5
Master Academic Plan	5
Strategic Planning	5
Nondiscrimination and Equal Opportunity	
Equal Education and Employment Policy	6
Equal Opportunity	6
History of Chadron State College	7
Service Area	8
About the Community	9
Population	10
County Age and Sex	10
Racial Makeup of Chadron	10

The State of The College

Greetings from the President	12
------------------------------	----

Administration and Faculty

NSCS Board of Trustees	14
College Presidents	
About the President	15
Past Presidents	16
Organizational Chart	17
Academic Departments	18
Faculty and Staff Profile	
Instructional Faculty by Gender and Ethnicity	19
Instructional Faculty Service Years	19
Non-Instructional Staff by Occupational Category	19

New Student Information

New Freshman Enrollment	
New Freshman Enrollment Five Year Period	21
New Freshman Enrollment by Ethnicity Five Year Period	21
Five Year Percent Change in Freshman Enrollment	21



TABLE OF CONTENTS

New Freshman Class Profile	
Freshman Class Percent In-State/Out-of-State Five-Year Period	22
First Generation Student Enrollment Five Year Period	22
Geographical Data of Freshman Class	23
Fall Freshman Class ACT Composite Score Headcount Five Year Period	24
Fall Freshman Class ACT Composite Score Range Five Year Period	25
Fall Freshman Class ACT Composite Score Range Percent of Class Five Year Period	25
Fall Freshman Class Profile Summary High School Class Rank Five Year Period	26
Fall Freshman Class Profile Summary High School Class Size Five Year Period	26
Applications and Enrollments Entering Freshman Students	27
New Transfer Enrollment	
New Transfer Enrollment Five Year Period	28
New Transfer Enrollment by Ethnicity Five Year Period	28
Five Year Percent Change in New Transfer Enrollment	28
New Graduate Enrollment	
New Graduate Enrollment Five Year Period	29
New Graduate Enrollment by Ethnicity Five Year Period	29
Five Year Percent Change in New Graduate Enrollment	29
New Graduate Enrollment by Program Fall 2021	30
Enrollment	
Fall Enrollment Quick Facts	32
Geographical Distribution	
Fall Headcount Enrollment by State	33
Distance Enrollment Geographical Distribution	33
Total Enrollment	
Total Headcount Enrollment Ten Year Period	34
Total Headcount Enrollment by Ethnicity Ten Year Period	34
Ten Year Percent Change in Total Headcount Enrollment	34
Fall End of Term Headcount Enrollment Ten Year Period	35
End of Term Enrollment Fall, Spring, and Summer Semesters Ten Year Period	35
Full-Time Enrollment	
Full-Time Enrollment Ten Year Period	36
Full-Time Enrollment by Ethnicity Ten Year Period	36
Ten Year Percent Change in Full-Time Enrollment	36
Part-Time Enrollment	
Part-Time Enrollment Ten Year Period	37
Part-Time Enrollment by Ethnicity Ten Year Period	37
Ten Year Percent Change in Part-Time Enrollment	37
Undergraduate Enrollment	
Undergraduate Enrollment Ten Year Period	38



TABLE OF CONTENTS

Undergraduate Enrollment by Ethnicity Ten Year Period	38
Ten Year Percent Change in Undergraduate Enrollment	38
Undergraduate Distance Enrollment Five Year Period	39
Five Year Percent Change in Undergraduate Distance Enrollment	39
Undergraduate Degree Seeking Enrollment Five Year Period	40
Undergraduate Non-Degree Seeking Enrollment Five Year Period	40
Five Year Percent Change in Undergraduate Degree Seeking Enrollment and Non-Degree Seeking Enrollment	40
Graduate Enrollment	
Graduate Enrollment Ten Year Period	41
Graduate Enrollment by Ethnicity Ten Year Period	41
Ten Year Percent Change in Graduate Enrollment	41
Graduate Distance Enrollment Five Year Period	42
Five Year Percent Change in Graduate Distance Enrollment	42
Graduate Degree Seeking Education Enrollment Five Year Period	43
Graduate Non-Degree Seeking Enrollment Five Year Period	43
Five Year Percent Change in Graduate Degree Seeking Enrollment and Non-Degree Seeking Enrollment	43
Male Enrollment	
Male Enrollment Ten Year Period	44
Male Enrollment by Ethnicity Ten Year Period	44
Ten Year Percent Change in Male Enrollment	44
Female Enrollment	
Female Enrollment Ten Year Period	45
Female Enrollment by Ethnicity Ten Year Period	45
Ten Year Percent Change in Female Enrollment	45
International Student Enrollment	
International Enrollment Ten Year Period	46
Ten Year Percent Change in International Enrollment Fall 2008-Fall 2017	46

Student Outcomes

Freshman Retention Rate Summary	
All Freshman Students	48
Full-Time Freshman Students	48
Part-Time Freshman Students	48
Full-Time Freshman Students Transitional Student	49
Part-Time Freshman Students Transitional Student	49
Transfer Retention Rate Summary	
All Transfer Students	50
Full-Time Transfer Students	50



TABLE OF CONTENTS

Part-Time Transfer Students	50
Full-Time Transfer Students with Associate Degree	51
Full-Time Transfer Students without Associate Degree	51
Part-Time Transfer Students with Associate Degree	52
Part-Time Transfer Students without Associate Degree	52
Degree-Seeking Graduation Rate Cohort Summary	
First Year, First Time (FTFT) Six Year	53
First Year, First Time (FTFT) Eight Year	53
First Year, Part Time (FYPT) Six Year	54
First Year, Part Time (FYPT) Eight Year	54
Transfer, Full-Time Six Year	55
Transfer, Full Time Eight Year	55
Transfer, Part-Time Six Year	56
Transfer, Part-Time Eight Year	56
Graduate, Full-Time Six Year	57
Graduate, Full-Time Eight Year	57
Graduate, Part-Time Six Year	58
Graduate, Part-Time Eight Year	58
NCAA Graduation Report	
Freshman Cohort Graduation Rates	59
Undergraduate Enrollment Data All Full-Time Baccalaureate-Degree Seeking Students	59
Graduation Rate Data All Students	60
Graduation Rate Data Student Athletes Academic Success Rate	61

Student Engagement

National Survey of Student Engagement (NSSE)	63
--	----

Credit Hour Production

General Admission Information	
Civility	65
Class Attendance and/or Participation Policy	65
Definitions of Course Formats	
Classroom-Based Courses	66
Distance-Education Courses	66
Dual-Credit (ACES) Courses	66
Additional Location Courses	67
Full-Time Equivalent Enrollment	
Fall End of Term Full-Time Equivalent Enrollment Ten Year Period	68
Student-to-Faculty Ratio Seven Year Period	68
Credit Hour Production	
School of Business, Mathematics, and Science Five Year Period	69



TABLE OF CONTENTS

School of Liberal Arts Five Year Period	70
School of Professional Studies and Applied Sciences Five Year Period	71
Academic Review Program Summary	
Fall Semester Majors Headcount Undergraduate Studies Five Year Period	72
Fall Semester Majors Headcount Graduate Studies Five Year Period	73

Degrees Conferred

Degrees Conferred	
Total Degree Completions Ten Year Period	75
Degree Completions Current Year	75
Degrees Conferred by Program	76
Bachelor Degrees Conferred by Gender Ten Year Period	77
Master Degrees Conferred by Gender Ten Year Period	77
Bachelor Degrees Conferred by Age	78
Master Degrees Conferred by Age	78
Bachelor Degrees Conferred	
Bachelor Degrees Conferred by Ethnicity Five Year Period	79
Bachelor Degrees Conferred by Ethnicity Ten Year Period	79
Ten Year Percent Change in Bachelor Degrees Conferred	79
Master Degrees Conferred	
Master Degrees Conferred by Ethnicity Five Year Period	80
Master Degrees Conferred by Ethnicity Ten Year Period	80
Ten Year Percent Change in Master Degrees Conferred	80

Graduates

Office of Career and Academic Planning Services	82
Career Fair Attendance	82
Teacher Interview Day Attendance Ten Year Period	82

Financial Resources

Financial Aid	
Federal Grants	84
Work Study	84
Federal Direct Student Loans	84
Federal Aggregate Student Loan Limits	85
Federal Parent PLUS Loan	85
Assistance to Nebraska Residents	86
Project Strive/TRIO Programs	86
Scholarships	86
Undergraduate Financial Aid	



TABLE OF CONTENTS

Financial Aid Full-Time First-Time Undergraduate Students	87
Grants or Scholarship Aid Undergraduate Students	87
Military Servicemembers and Veteran’s Benefits	87

Campus Activities

Athletics	
Varsity Athletes Final Roster Numbers	89
Student Athletes by Men’s Sport and Academic Plan	90
Student Athletes by Women’s Sport and Academic Plan	91

Facilities

Campus Map	93
Campus Housing	94
Campus Facilities	
Administrative Services Facilities	98
Student Services Facilities	98
Academic Facilities	98
Athletic & Recreation Facilities	100
Campus Support Facilities	102
Other Buildings	102
C-Hill	103
Library Learning Commons Reta E. King Library	104

Alumni and Foundation

Alumni and Foundation Office	106
Chadron State Alumni	107
Chadron State Foundation	107
Greetings from the Foundation	108
Next Horizon: The Campaign for Chadron State College	
Math Science Initiative	109
Student Athlete and Sports Complex Initiative	109
Scholarship and Program Enhancement Initiative	109
Giving Tuesday	110
Alumni Geographical Distribution	111
Notable Alumni	112

Tables and Schedules

Academic Calendar	
Fall Term	114
Spring Term	114
Summer Term	115



TABLE OF CONTENTS

Flat Rate Tuition Schedule	
Undergraduate Flat Rate	116
Graduate Flat Rate	116
On-Campus Undergraduate Fee Schedule	
Undergraduate/Resident	117
Undergraduate/Non-Resident	117
On-Campus Graduate Fee Schedule	
Graduate/Resident	117
Graduate/Non-Resident	117
Off-Campus Undergraduate Fee Schedule	
Undergraduate/Resident	118
Undergraduate/Non-Resident	118
Off-Campus Graduate Fee Schedule	
Graduate/Resident	119
Graduate/Non-Resident	119
Dual Enrollment Fee Schedule	120
Description of Fees	121
Estimated Cost of Attendance	
Financial Aid Need	122
Receiving Outside Scholarships/Sources	122
College Is Affordable	122
Undergraduate	123
Graduate	123
Housing and Meal Plan Rates	
Housing Rates	124
Meal Rates	124
Glossary	
Glossary	125



General Information

2021-2022 Fact Book



GENERAL INFORMATION

Chadron State College
(308) 432-6000
www.csc.edu

MASCOT
Eagle

COLORS
Cardinal & White

As a public institution with its roots in teacher education, Chadron State takes pride in its accessibility. The curriculum has grown to offer programs and courses in 51 undergraduate (bachelors) programs and nine graduate (masters) programs.

CSC's academic areas are divided into the School of Business, Mathematics and Science; the School of Liberal Arts; and the School of Professional Studies and Applied Sciences. Pre-professional programs are offered for careers such as law, engineering, and health professions.

CSC is the only four-year and graduate degree-granting college in western Nebraska. It is accredited by the Higher Learning Commission.

Chadron State College is authorized by the Nebraska Legislature to offer undergraduate programs, master-level programs, and the educational specialist program. Continuation and development of applied research and public service activities are additional, legislatively mandated priorities.

Through its distance alternative learning programs, the college provides off-campus and online services throughout western Nebraska. Courses are available each semester in Scottsbluff and North Platte.

The 281-acre campus encompasses 25 major buildings, five of which are listed in the National Register of Historic Places. The buildings provide more than one million square feet of floor space. Classrooms, laboratory, and research facilities are available in several buildings. Several recent construction projects include an outdoor track and field facility, Rangeland Complex, Coffee Agriculture Pavilion, Eagle Ridge student housing, and the Math and Science Center of Innovative Learning ensure that facilities remain current and continue to provide a positive learning environment.



GENERAL INFORMATION

Primary and Program Accreditation

Chadron State College is accredited by the Higher Learning Commission (HLC) (230 South LaSalle Street, Suite 7-500, Chicago, Illinois 60604; 1-800-621-7440) to confer residential and online baccalaureate degrees, the Master of Education degree, the Master of Arts in Education degree, the Master of Business in Administration degree, and the Master of Science in Organizational Management degree.

Chadron State College has attained the following specialized accreditations:



BUSINESS

The degree programs offered by the CSC Business Academy have been accredited by the Accreditation Council for Business Schools and Programs (ACBSP), a professional accreditation agency. The ACBSP emphasizes teaching excellence. Such accreditation matches CSC's central purpose as a learner-centered institution.



MUSIC DEPARTMENT

The CSC Music Department has earned specialized accreditation through the National Association of Schools of Music (NASM). The announcement was made at the NASM annual meeting in Dallas, Texas, in November 2016. The address of NASM is: 11250 Roger Bacon Drive, Suite 21, Reston, VA 20190-5248. The phone number is 703-437-0700.

SOCIAL WORK



The CSC Social Work program is accredited by CSWE. The **Council on Social Work Education (CSWE)** is a nonprofit national association recognized by the Council for Higher Education Accreditation as the sole accrediting agency for social work education in this country. CSWE accreditation is required for CSC graduates if they intend to be certified in the State of Nebraska and wish to practice as social workers.

TEACHER EDUCATION

The Council for Accreditation of Educator Preparation (CAEP), formerly the National Council for Accreditation of Teacher Education (NCATE), advances excellence in educator preparation through evidence-based accreditation that assures quality and supports continuous improvement to strengthen P-12 student learning. CAEP consolidated NCATE and the Teacher Education Accreditation Council (TEAC) creating the Council for the Accreditation of Educator Preparation which is recognized by the Council for Higher Education Accreditation (CHEA).

In addition, the Education Program is formally accredited through the State of Nebraska's Department of Education.

CHILD DEVELOPMENT CENTER



CSC operates a Child Development Center as a community service and as a laboratory for students planning to work professionally with young children. This Center is accredited through the National Association for the Education of Young Children (NAEYC), which sets standards for early childhood educational programs.

Source: <https://www.csc.edu/about/mission-vision-and-accreditation/> 10/21/22



GENERAL INFORMATION

Guiding Principles

LEGISLATIVE AUTHORITY

Priorities for Nebraska State Colleges are identified by the State Coordinating Commission for Postsecondary Education (CCPE). The programmatic service areas for Chadron State College, as defined in statute, include:



- The first instructional priority is the provision of baccalaureate general academic, occupational, and education degree programs;
- The second instructional priority is to provide master's programs in education and other disciplines authorized by statute or by the Commission;
- The third instructional priority includes applied research, public service activities, and continuing education activities that serve their individual geographic service areas.

The Commission further defines Chadron State College's programmatic service as a Master's (comprehensive) College/University I. Carnegie classification. CSC's programmatic service area includes baccalaureate-level liberal arts, occupational degree programs, and professional degree programs in education.

- The primary focus of Chadron State College's educational programs is high-quality, comprehensive undergraduate programs, leading to baccalaureate degrees in arts and sciences, business, and teacher education, all of which are enhanced by a coherent general education program.
- Chadron State College's baccalaureate degree programs reflect the needs of its service area and the priorities of the State College Board of Trustees.
- Chadron State College offers the Master of Education, the Educational Specialist, and the Master of Business Administration degrees.

Like Peru State College and Wayne State College, CSC's two sister schools, Chadron State is a regional institution dedicated to teaching, research, and community service. All three schools serve an individually defined geographical region.



Guiding Principles

VISION STATEMENT

Chadron State College aspires to continue as a learner-centered institution. We are committed to students through our focus on continuous improvement and excellence in teaching, applied scholarship, and service.

MISSION STATEMENT

Chadron State College delivers experiences that foster knowledgeable and engaged leaders and citizens to enrich the High Plains region and beyond.

MASTER ACADEMIC PLAN (MAP)

CSC's Master Academic Plan (MAP) is a four-year plan that was developed in Fall 2013 and rolled out in Spring 2014. The MAP serves the purpose of molding and sustaining a high quality and cost-effective learning experience that differentiates Chadron State College from other institutions of higher learning. The MAP also includes the following plans of action:

- Continue to implement and improve the Essential Studies Program (ESP)
- Define, develop, and promote co-curricular experiences that foster undergraduate and graduate student engagement
- Create and implement a strategic vision(s) for teaching and learning technologies, teaching and learning center (TLC) and the library learning commons (LLC)
- Evaluate campus-wide processes for student recruitment, advising, and retention; recommend a plan for continuous improvement
- Study, create, and implement a strategic vision for the graduate studies program
- Evaluate campus-wide processes for faculty and staff recruitment and retention; recommend a plan for continuous improvement.

STRATEGIC PLANNING

Chadron State 2030, the college's collection of strategic plans, comprises the Master Academic Plan, the Campus Master Plan, and Next Horizon, the Chadron State Foundation's comprehensive campaign.

The 2019-23 MAP - People, Purpose, and Place - builds upon its predecessor, the 2014-18 MAP, and is the centerpiece of Chadron State 2030.

The 2014-18 MAP reaffirmed the Essential Studies Program (ESP) philosophy and the Graduate Studies Program purpose and deliberately advanced selected 2011-14 Intentional Initiatives. The purpose of 2014-2018 MAP also included efforts to differentiate CSC, reduce the possibility of drifting from one initiative to another, improve communication through shared understanding, advance alignment of campus-wide resources, and incorporate a practical and flexible plan that responds to emerging opportunities and challenges.

Sources: <https://www.csc.edu/map/6/20/23>

<https://www.csc.edu/about/mission-vision-and-accreditation/6/20/23>

<https://www.csc.edu/president/strategic-planning-at-csc/6/20/23>



Nondiscrimination and Equal Opportunity

EQUAL EDUCATION AND EMPLOYMENT POLICY

Chadron State College is committed to an equal-opportunity program to encourage admission and employment, and to provide procedures that will assure equal treatment of all students and employees. The College administers its academic and employment programs and related supporting services in a manner that does not discriminate on the basis of gender, race, color, national origin, age, religion, disability, sexual orientation, gender identity, or marital status. Its policies are consistent with nondiscriminatory policy that includes Title VII of the Civil Rights Act of 1964, as amended; Title IX of the Educational Amendments of 1972, as amended; and Sections 503 and 504 of the Rehabilitation Act of 1973. The College’s written policy regarding the Americans with Disabilities Act (ADA) may be reviewed in the office of the Director of Human Resources or in the Library Learning Commons, along with the provisions of the Americans with Disabilities Act, and the rights provided.

The following positions have been designated to coordinate compliance with the nondiscrimination requirements contained in Section 35.107 of the Department of Justice regulations:

- | | |
|------------------|--|
| Program access: | Vice President of Academic Affairs, Sparks Hall |
| (308) 432-6203 | |
| Physical access: | Vice President for Administration and Finance, Sparks Hall |
| (308) 432-6202 | |
| Employee access: | Associate Vice President of Human Resources, Sparks Hall |
| (308) 432-6224 | |

EQUAL OPPORTUNITY

Chadron State College is an equal-opportunity institution. Chadron State College does not discriminate against any student, employee, or applicant on the basis of race, color, national origin, sex, sexual orientation, gender identity, disability, religion, or age in employment and education opportunities, including but not limited to, admission decisions. Inquiries regarding non-discrimination policies and practices may be directed to:

Amee Diers
 Title VI, VII, Compliance Coordinator
 Chadron State College
 1000 Main Street
 Chadron NE 69337
 (308) 432-6224
adiers@csc.edu

Morgan Cullan
 Interim Title IX Compliance Coordinator
 Chadron State College
 1000 Main Street
 Chadron NE 69337
 (308) 430-0980
titleixordinator@csc.edu

Sources: <https://app.policyiq.com/ChadronStateCollege/Content/View/3443?Key=c320bad9-cae1-4820-bac1-ec7a3b6d69ba> 10/21/22
<https://www.csc.edu/hr/> 10/14/22



History of Chadron State College

Chadron State College is an open-admissions public institution committed to teaching and learning. Intentional dedication to meaningful instructional experiences, practices, and connections have always been the college's primary focus. Student-centered learning is conducted within a community of learners.

Chadron State College, founded in 1911, began as a school that primarily prepared teachers. The institution has evolved into offering a strong undergraduate baccalaureate general education in pre-professional programs in a variety of disciplines. The undergraduate offerings are complemented with a limited number of master's programs in education (1956), business (1984), and organizational management (2006). Within the Carnegie classification of institutions in higher education Chadron State College is under the category of Master's Colleges and Universities -- Medium Programs. Chadron State College has consistently maintained accreditation with the Higher Learning Commission and selected subject-oriented specialized accrediting agencies. Chadron State College is accredited by the Higher Learning Commission (<https://www.hlcommission.org>), a regional accreditation agency recognized by the U.S. Department of Education.

Chadron State College is the only four-year college serving the western half of Nebraska. The region served is the nexus of western Nebraska, High Plains, and the Frontier and Remote (FAR) communities. Chadron and other towns in the college's service region are classified as FAR level three communities because of the distance from an area of more than 10,000 people. Only about 1.4% of the U.S. population resides in FAR level three communities.

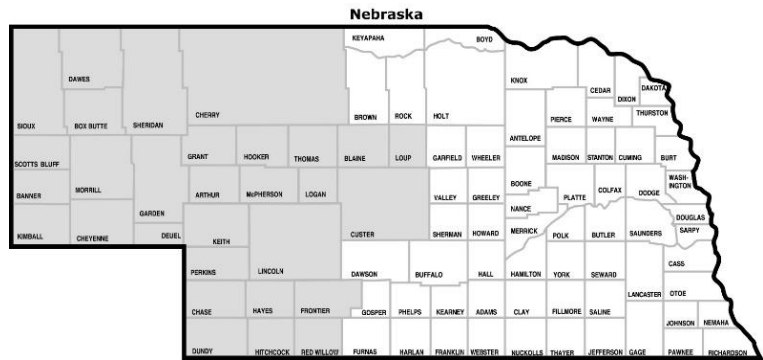
CSC has a special cultural and economic component to its regional role. A strong sense of community, resilience to adversity, and a practical approach have embodied the character of the college and region for more than a century.



GENERAL INFORMATION

Service Area

Geographically, CSC services an area larger than the states of New Jersey, Connecticut, Rhode Island, Delaware, and most of Massachusetts, combined. Our service region encompasses 30 counties, including nearly 49,000 square miles, covering vast expanses and limited services. Twenty-six school districts (excluding Class I school districts) are located within the Chadron State College service region (Chadron State College List, 2004). Denver, Colorado is the closest major city and is located approximately 300 miles southwest of Chadron. The Nebraska State Capital is located in Lincoln, about 425 miles to the east. Figure OI.2 illustrates CSC’s legislatively designated Nebraska service region, as well as CSC’s expanded “operating” service area.



As a result of these geographic parameters and the politically-defined service region, Chadron State College strives to provide appropriate educational services to a region defined by sparse population as well as restricted economic base. We embrace this challenge, serving our region through creative and innovative mechanisms to ensure access to quality educational offerings.

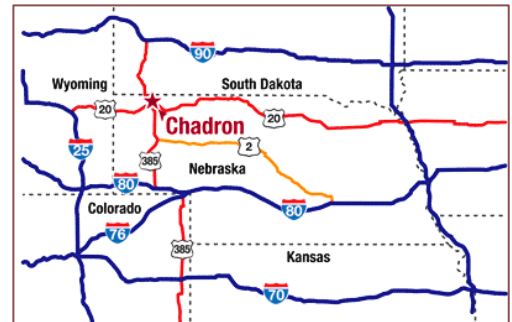


GENERAL INFORMATION

About the Community

Chadron is located at the foot of the Pine Ridge in Northwest Nebraska. The Pine Ridge lies to Chadron's south and east, characterized by steep cliffs, ravines, buttes, and ponderosa pine forests. Nebraska's first State Park, Chadron State Park, is located just 8 miles south of Chadron, and much of the Pine Ridge is open to the public as part of the Nebraska National Forest. North and west of Chadron lies a vast expanse of treeless prairie.

Native American tribes were the original inhabitants of the area. The first Europeans to arrive were not generally permanent settlers. They were mountain men, and fur traders, and a trading post south of Chadron, managed by Louis Chartran is what, through spelling changes, gave Chadron Creek, and thereby the city of Chadron its present name. Another nearby trading post, the Bordeaux fur trading post, built in 1845-1846, is the present home of the Museum of the Fur Trade. Chadron is proud of its Fur Trading history, and every July Chadron's fur trading heritage is put on display during Fur Trade Days.



The current town site of Chadron was formally established in 1885 as a town on the Fremont, Elkhorn, and Missouri Valley Railroad. The town grew very quickly, and in a few years had a population of over 2,000. In 1893 a lack of rain caused a panic because crops were failing. In order to offset the panic a 1,000-mile horse race from Chadron to Chicago was organized and held, which created positive publicity for the town. Unfortunately, the positive publicity was not enough to immediately turn around Chadron's fortunes. However, in 1910 Chadron's fortunes changed for the better as Chadron was named the site of Nebraska's new state normal school. The school eventually became Chadron State College, one of three colleges in Nebraska's State College System, and the largest 4-year college in western Nebraska.

Although Chadron went through another hard time during the great depression, it fared better than many western Nebraska towns, and it has a strong economy in the present day. In 1965 the Pine Ridge Job Corps was established near Chadron, and in 1966 the National Forest Service moved its office from Lincoln to Chadron as well. Although Chadron still faces many of the problems that are characteristic of rural America, the future looks bright with new economic opportunities in recreation and travel, and a broader based economy than many other western Nebraska towns.

Fun Fact: Chadron was first named O'Linn for its founder Fannie O'Linn.

Fun Fact: In the Lakota Language, Chadron is known as *čhápa wakpá othúŋwahe*, meaning "beaver river city".

Fun Fact: World Champion Buffalo Chip Throw is held in Chadron in July during the Annual Fur Trade Days festival.



GENERAL INFORMATION

About the Community

POPULATION

	2020 Census	2021 (Est)	Percent Change
Chadron	5,206	5,229	0.44%
Dawes County	8,199	8,148	-0.62%

Source: <https://www.census.gov/quickfacts/fact/table/chadroncitynebraska#> 10/21/22

2021 COUNTY AGE AND SEX

<i>Under 5 Years</i>	<i>Under 18 Years</i>	<i>65 Years and Over</i>	<i>Female</i>
4.6%	17.6%	19.6%	50.7%

Source: <https://www.census.gov/quickfacts/fact/table/dawescountynebraska/POP645219> 10/21/22

2021 RACIAL MAKEUP OF CHADRON

White	Native American	African American	Asian	Pacific Islander	Hispanic or Latino	Two or More
88.2%	5%	2.1%	1.7%	0.4%	6.3%	2.7%

Source: <https://www.census.gov/quickfacts/fact/table/chadroncitynebraska#> 10/21/22



The State of The College

2021-2022 Fact Book



Greetings from the President

Dear Alumni and Friends of Chadron State College,

I am pleased to report that the college has successfully completed its Assurance Review for the Higher Learning Commission (HLC) with no recommended monitoring. This is especially good news in a higher education landscape filled with challenges. I applaud the tremendous efforts by Dr. Jim Powell, the academic deans, faculty, Alex Helmbrecht, Daniel Binkard, Margaret Crouse, Pam Newberg, and Joy Omelanuk in composing, compiling evidence, and submitting the assurance filing. The next step in the institution's ongoing accreditation is to prepare for HLC's comprehensive evaluation in 2027.

The nature and quality of the student experience is central to our mission and the Rural Health Opportunities Program, the Rangeland Management program, the Rural Business Leadership Initiative, and the Rural Law Opportunities Program highlight the character of CSC as a rural and western public college in the state.

In our Assurance Review, CSC reiterated its commitment to public outreach and engagement such as regional public health initiatives, economic development, preservation of Great Plains history, and collaborative partnerships with other institutions such as Western Nebraska Community College. The review also included CSC's pledge to promote civic engagement and cultural diversity, which provides students with experiences that equip them to become knowledgeable and engaged citizens and leaders.

One of many ways CSC supports its increasingly diverse student body is through a comprehensive online orientation. Other academic support services outlined in our review include advising, peer tutoring, and supplemental instruction.

State-of-the-art facilities such as the Rangeland Complex and the expanded and renovated Math Science Center of Innovative Learning, due to open in 2022, demonstrate the commitment that Nebraska, donors, alumni, and friends of CSC have to providing the necessary infrastructure for continued quality student learning.

As we celebrate this positive review, we thank you for continuing your support of our efforts to serve students and the region. Dr. Randy Rhine President, Chadron State College

Dr. Randy Rhine
President



NSCS Administration and Faculty

2021-2022 Fact Book



ADMINISTRATION AND FACULTY



NSCS Board of Trustees

Nebraska's state colleges were established in 1867, when Nebraska became a state and Peru State College became Nebraska's first public post-secondary institution. The Legislature provided for three more teacher education schools (normal schools), at Kearney in 1903, at Wayne in 1910, and at Chadron in 1911. In 1963, the legislature officially designated these schools as Chadron State College, Peru State College, and Wayne State College. Kearney State College became part of the University of Nebraska system on July 1, 1991.

The Board had its beginnings in an 1867 law. A 1909 act, later declared unconstitutional, created the Normal Board of Education. Through a 1921 constitutional amendment, normal school government was vested in a seven-member board called the Board of Education of State Normal Schools. Normal schools were renamed state schools by the 1936 Legislature. The board's name was changed to its current name in 1969. Later that year, the Legislature made the board a public corporation so it could issue bonds to build dormitories and other student service buildings.

The board has seven members, six of whom are appointed by the governor to six-year terms with legislative approval. The Commissioner of Education serves as an ex-officio member. The governor also appoints annually a non-voting student board member from each of the state colleges.

The Board of Trustees holds public meetings five to eight times a year. Powers of the Board include but are not limited to the following:

- Approves salary and benefits for all system employees.
- Reviews instructional courses and programs offered by the colleges, both on- and off-campus.
- Establishes system-wide tuition and fees annually.
- Inspects the physical properties of the state colleges to ensure they are maintained in good repair and are accessible.
- Approves degrees awarded by colleges.

MISSION STATEMENT

The Nebraska State College System serves our students, communities and state by providing high quality, accessible educational opportunities.

NSCS Board of Trustees

Jess Zeiss, Chair
 John Chaney, Vice Chair
 Gary Bieganski
 Bob Engles
 Carter "Cap" Peterson
 Marjean Terrell

Matt Blomstedt
 State Commissioner of Education

Ruth Mencia, Student Trustee
 Chadron State College

Panashe Jach, Student Trustee
 Peru State College

Jackson Richling, Student Trustee
 Wayne State College

Sources: <https://www.nscs.edu/board-of-trustees> 10/21/22



College Presidents

ADMINISTRATIVE CONTACTS

Dr. Randy Rhine
President

Dr. James Powell
Vice President for Academic Affairs

Kari Gaswick
Vice President of Finance &
Administration

Dr. Tami M Shelby
Vice President of Enrollment Management

ABOUT THE PRESIDENT

President Randy Rhine worked in administrative roles at Chadron State College for six years before being named Interim President in May of 2012. After six months of leadership, the Nebraska State College System Board of Trustees appointed him to be CSC's 11th President Jan. 15, 2013.



The college has seen remarkable growth during Rhine's tenure, benefitting from more than \$70 million in construction. The Coffee Agriculture Pavilion, the Rangeland Laboratory and Classrooms, the Chicoine Center, the Armstrong Weight Room, the Eagle Ridge Housing Units, the renovated Elliott Field at Beebe Stadium, and the Outdoor Track and Field Facility all broke ground with Rhine in office. In addition, the \$32 million Math Science Center of Innovative Learning will open in 2022.

Rhine's career at CSC began in 2005 when he was hired to provide leadership in reversing the institution's enrollment decline and design initiatives targeting CSC's mission of accessible and affordable quality education. Under his guidance as Vice President for Enrollment Management and Student Services, the college reversed a 10-year enrollment decline. He also reorganized Enrollment Management and Student Services into an operations model based on cross-functional teams, creating a one-stop shop for student services called the Student Transition And Registration Team.

As an excellent collaborator, Rhine partnered with several administrative entities at Chadron State College and the Nebraska State College System to improve workflow, campus policies, marketing initiatives, enrollment, student orientation, recreational opportunities, and communication on the campus.

Rhine was Dean of the College of Professional Studies and Lifelong Learning (CPSLL) at Montana State University at Billings for nine years prior to coming to CSC. At MSU-Billings, the CPSLL was responsible for the development and implementation of the Master of Health Administration, Bachelor of Health Administration, the Environmental Studies program, MSU-Billings Online University, the operation of the Downtown Campus, and a variety of international program initiatives.

He earned all three of his degrees from the University of Arkansas at Fayetteville. He was a member of that institution's Division of Continuing Education for 12 years, serving approximately four years each as Director of Non-Credit and Credit Studies, Assistant Dean, and Associate Dean.

He and his wife, Ann, reside in Chadron. They have two adult children.



Past Presidents

Joseph Sparks	(1911-1916)
Robert I. Elliott	(1916-1940)
Wiley G. Brooks	(1941-1954)
Barton L. Kline	(1954-1961)
F. Clark Elkins	(1961-1967)
Edwin C. Nelson	(1967-1973)
Larry G. Tangeman	(1973-1975)
Edwin C. Nelson	(1975-1986)
Samuel H. Rankin	(1986-1998)
Thomas L. Krepel	(1998-2005)
Janie C. Park	(2005-2012)

Source: <https://www.csc.edu/president/biography/> 10/24/22

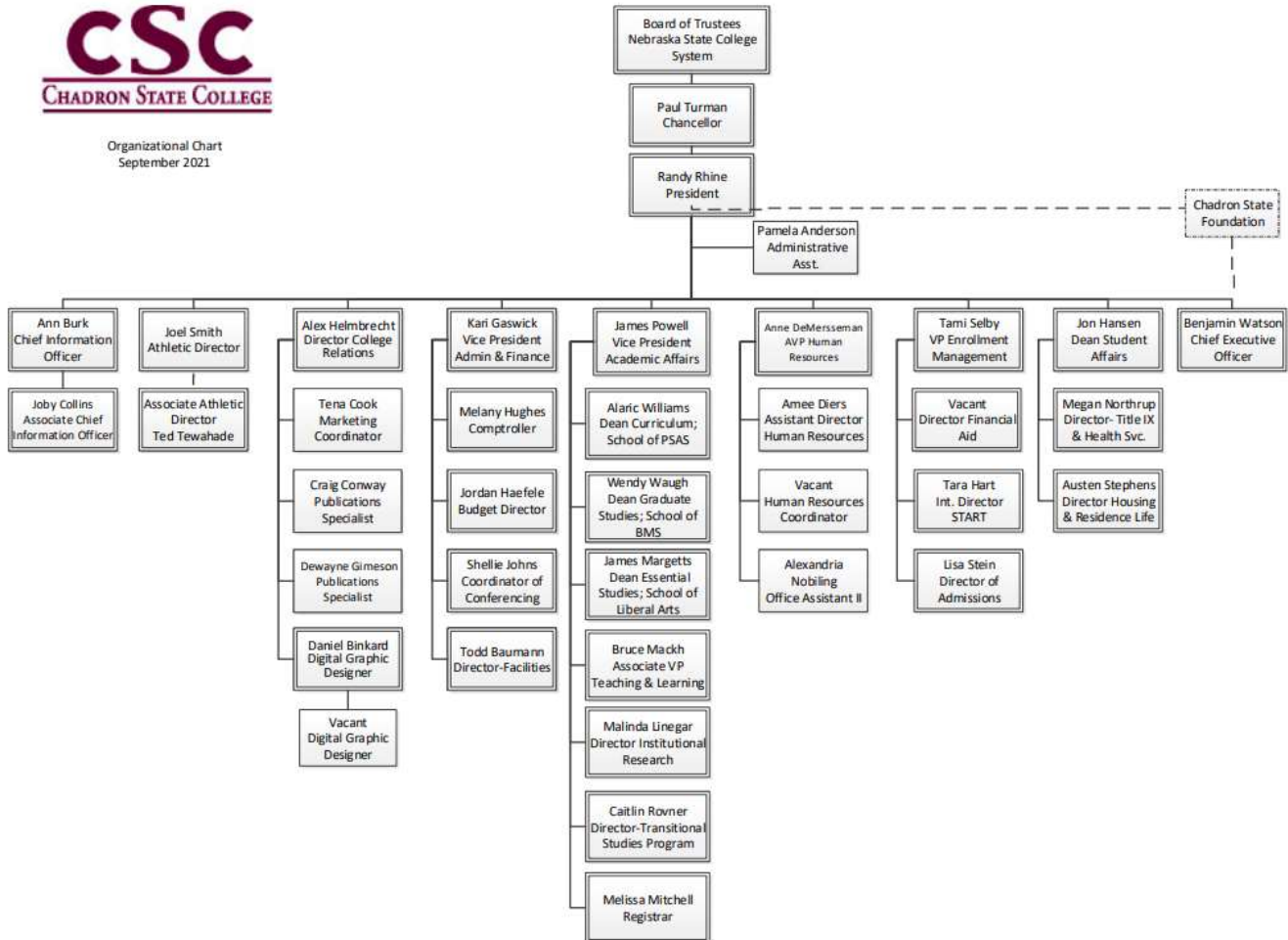
<http://catalog.csc.edu/undergraduate/administration-faculty/> 10/24/22



Organizational Chart



Organizational Chart
September 2021



Source: <https://www.csc.edu/hr/policies--information/> 10/24/22



Academic Departments

Chadron State College is governed by the Board of Trustees of the Nebraska State Colleges. The Nebraska State College System (NSCS) is comprised of the three regional, comprehensive institutions of Chadron State College, Peru State College, and Wayne State College. At CSC, six academic departments are located within the three academic schools listed below with their associated academic dean:

SCHOOL OF LIBERAL ARTS

The school is administered by the Dean of Essential Studies and the School of Liberal Arts. Departments within the School include:

- Communication
- Music
- Art
- Theatre
- Justice Studies
- Social sciences
- English

SCHOOL OF BUSINESS, MATHEMATICS, AND SCIENCE

The School is administered by the Dean of Graduate Studies and the School of Business, Mathematics, and Sciences. Departments within the School include:

- Business
- Mathematical Sciences
- Natural Sciences

SCHOOL OF Professional Studies, AND APPLIED SCIENCES

The School is administered by the Dean of Curriculum and Accreditation and the School of Professional Studies and Applied Sciences. Departments within the School include:

- Education
- Counseling, Psychological Sciences, Social Work
- Health, Physical Education, and Recreation
- Family and Consumer Sciences
- Agricultural and Rangeland Management
- Military Science Leadership



Faculty and Staff Profile

Instructional Faculty by Gender and Ethnicity								
	Tenured		Tenure Track		Non-Tenure		Part-Time	
	Male	Female	Male	Female	Male	Female	Male	Female
Hispanic						1		
American Indian or Alaska Native					1			
Asian	1		1	2	1			
Black or African American			1	2			1	
Native Hawaiian or Pacific Islander	1							1
White	19	15	16	15	6	5	14	38
Two or More Races								
Race and Ethnicity Unknown								
Total	21	15	18	19	8	6	15	39

Instructional Faculty Service Years	
Number of Years at Chadron State College	Number of Faculty
Less than 5 years	59
Five to Ten (5-10) years	33
Ten to Fifteen (10-15) years	21
Fifteen to Twenty (15-20) years	10
Twenty to Thirty (20-30) years	13
Thirty (30+) or more years	5

Non-Instructional Staff by Occupational Category				
	Full-Time		Part-Time	
	Male	Female	Male	Female
Archivists, Curators and Museum Technicians			1	
Librarians		2		
Library Technicians		1		
Student and Academic Affairs and Other Education Services	12	34	1	1
Management Occupations	8	11		
Business and Financial Operations		9		
Computer, Engineering, and Science Occupations	8	3		
Community, Social Service, Legal, Arts, Design, Entertainment, Sports, and Media Occupations	21	11	1	1
Healthcare Practitioners and Technical Occupations		1		
Service Occupations	16	9		
Office and Administrative Support Occupations		15		2
Natural Resources, Construction, and Maintenance Occupations	24	1		
Production, Transportation, and Material Moving Occupations	2			
Total	91	97	3	4

Source: IPEDS Human Resources Report, Office of Office of Institutional Research


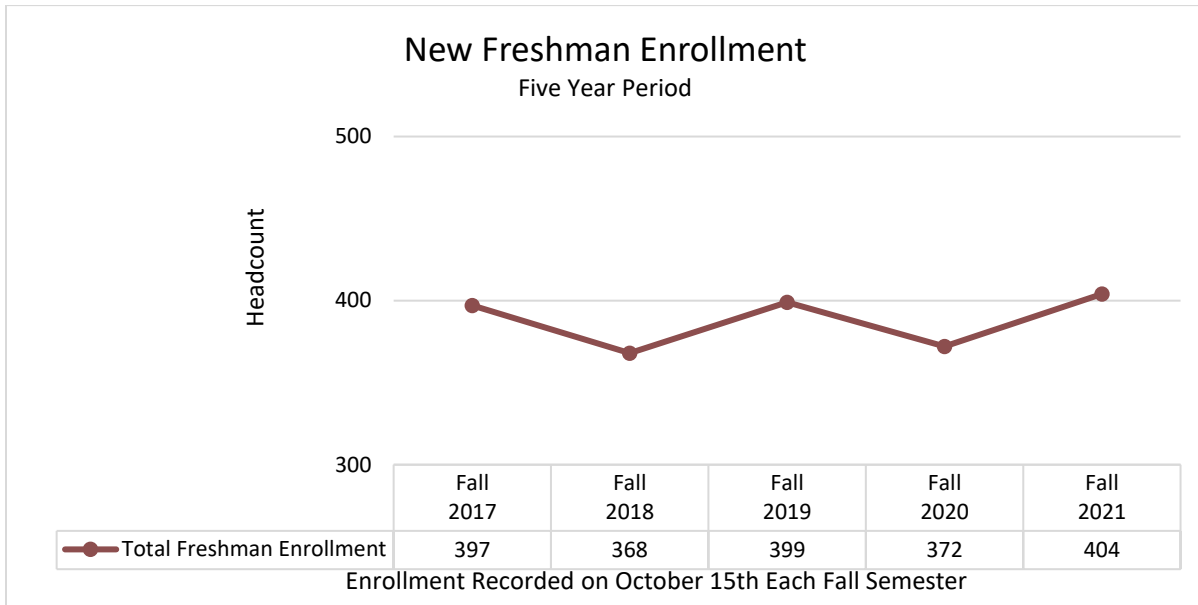


New Student Information

2021-2022 Fact Book



New Freshman Enrollment



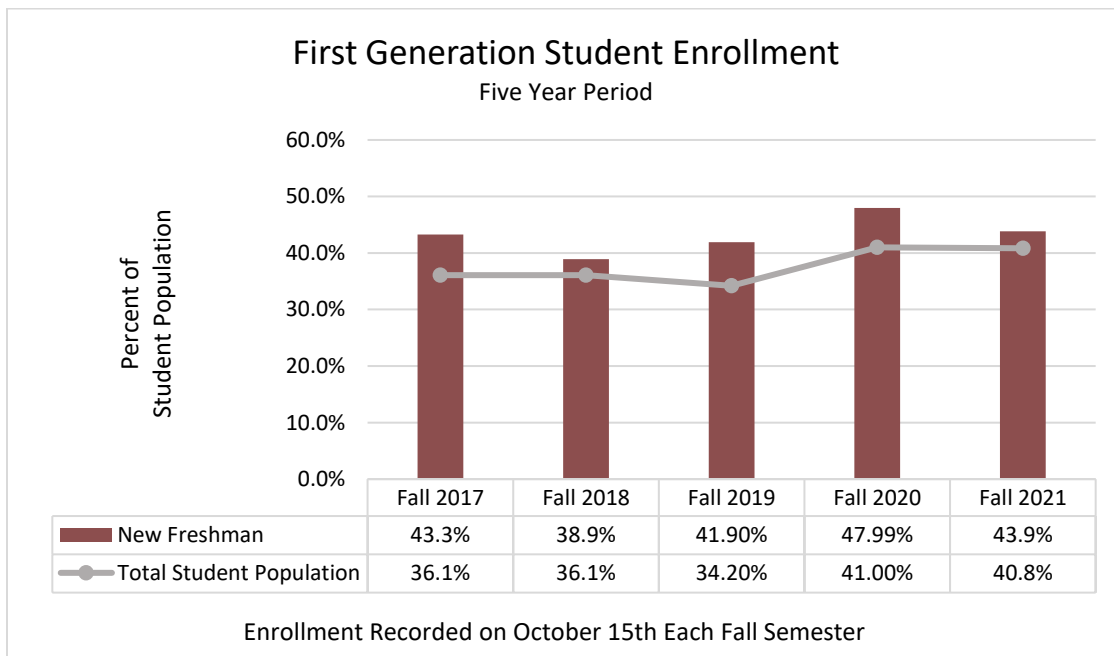
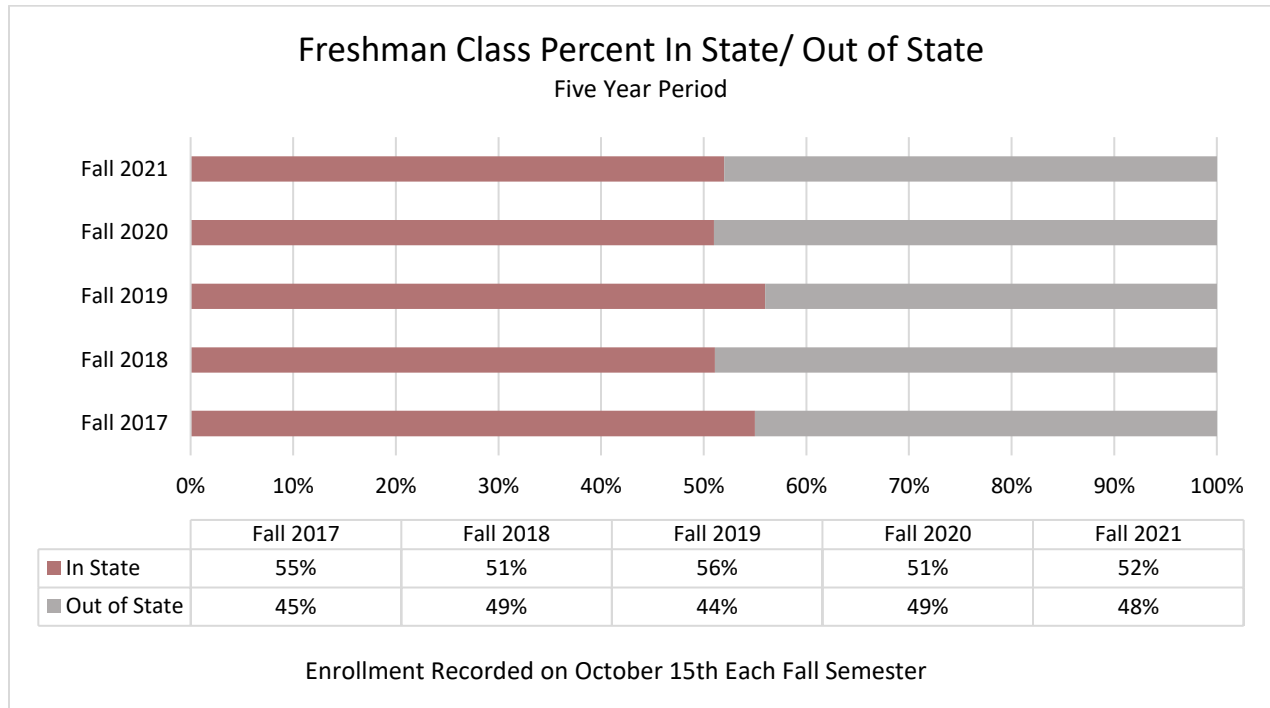
Five Year Percent Change in New Freshman Enrollment Fall 2017- Fall 2021

Diverse Population	White	Total Enrollment
-8.25%	5.70%	1.76%

Source: IPEDS Fall Enrollment Report, Office of Institutional Research



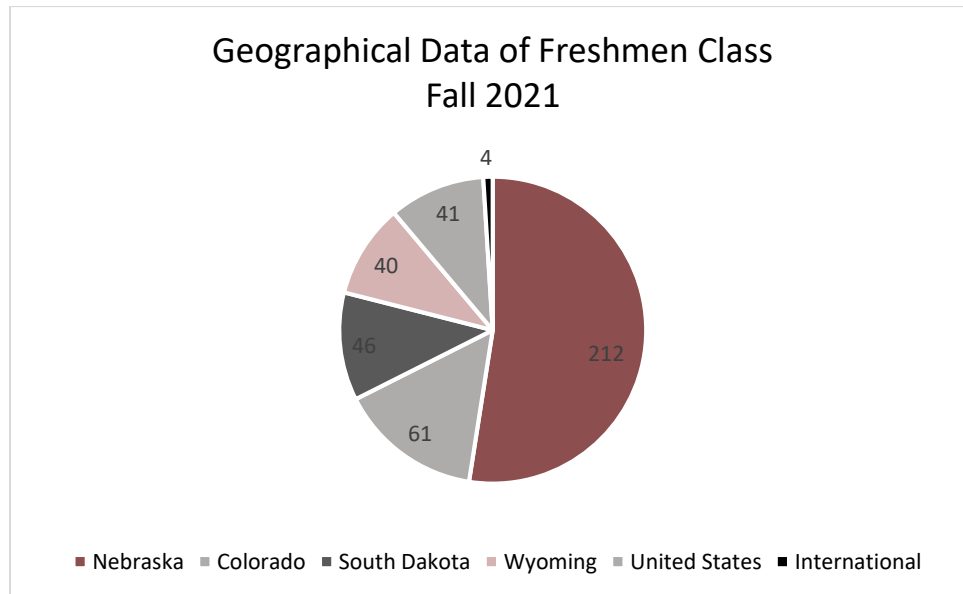
New Freshman Class Profile



Source: IPEDS Fall Enrollment Report, Office of Institutional Research



New Freshman Class Profile (Cont'd)



United States include:

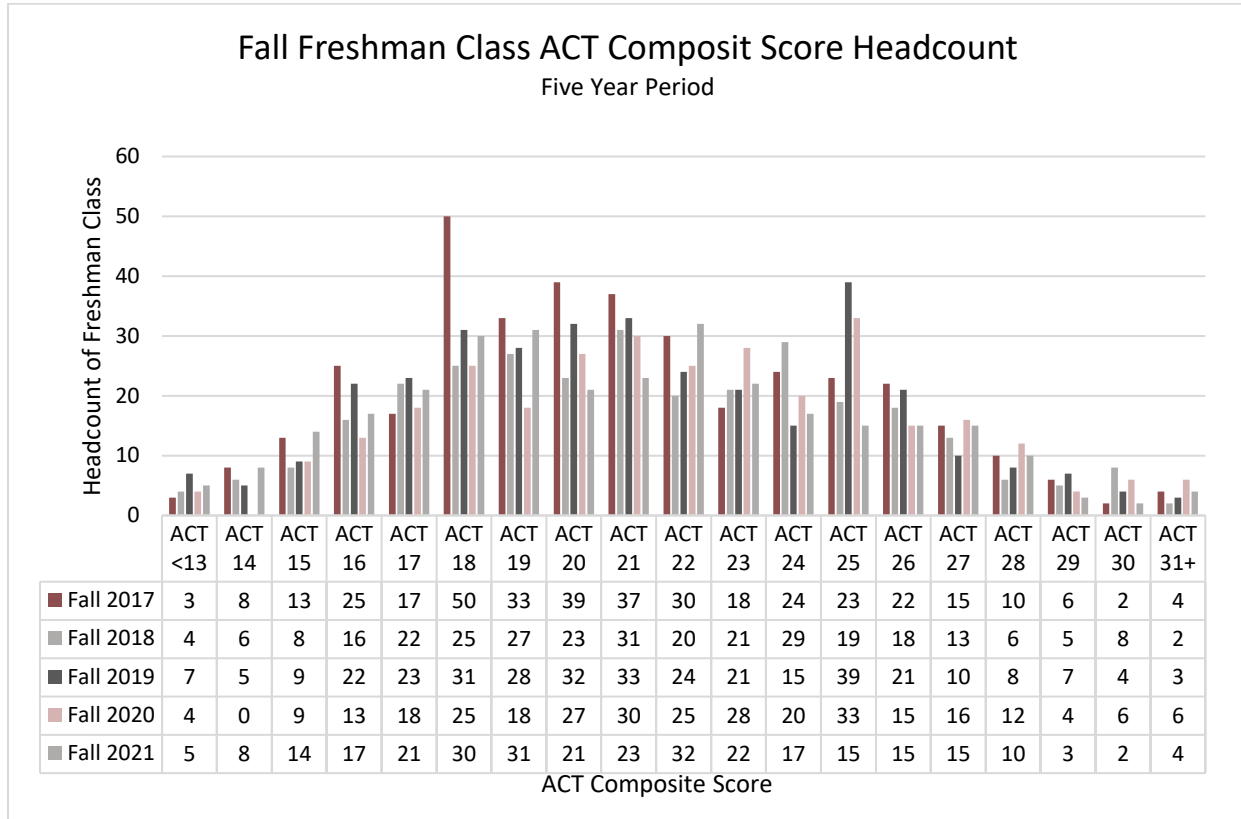
Alabama
Arizona
California
Florida
Hawaii
Illinois
Iowa

Kansas
Maine
Maryland
Minnesota
Missouri
Montana
Nevada

New York
Oklahoma
Texas
Utah
Wisconsin



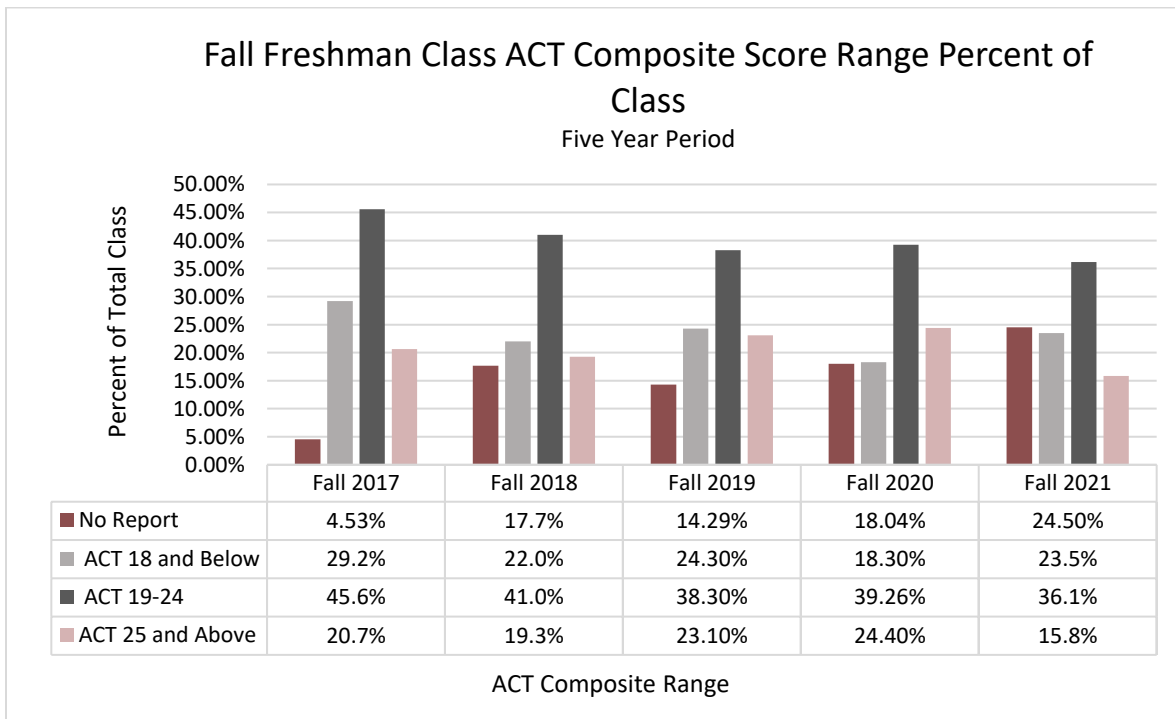
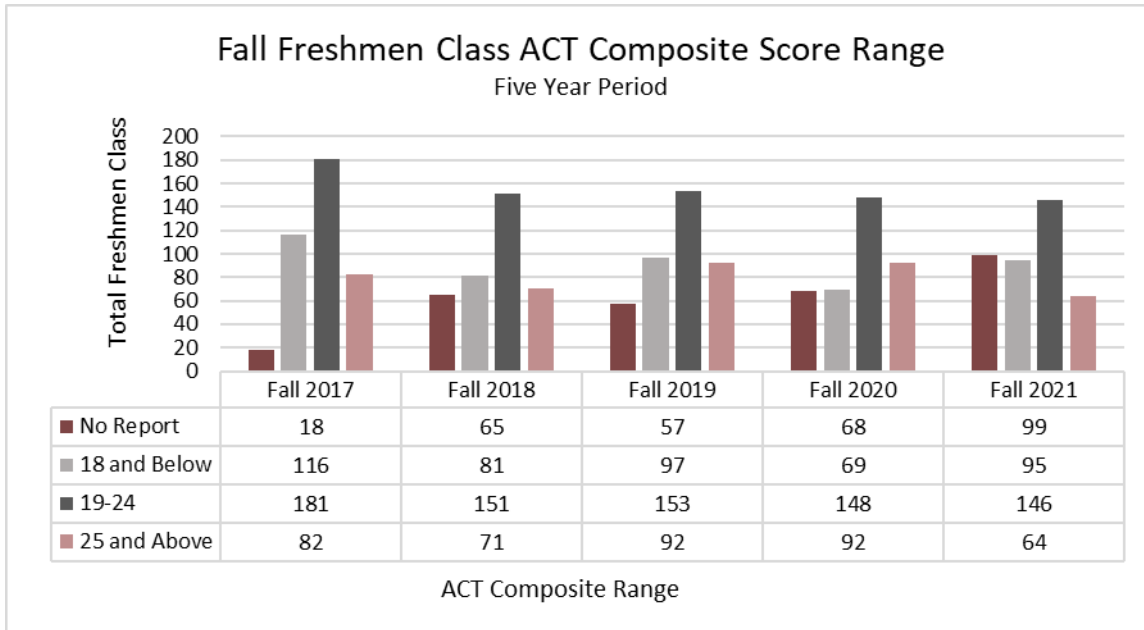
New Freshman Class Profile (Cont'd)



Source: NSCS Entering Freshman Profile Report, Office of Institutional Research



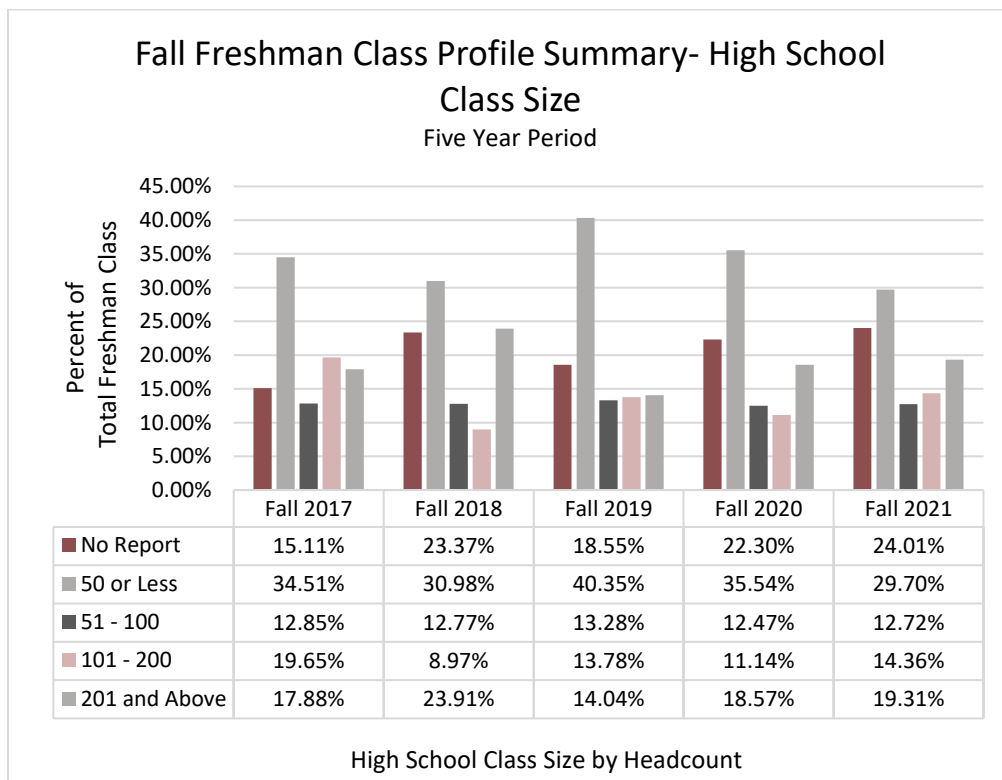
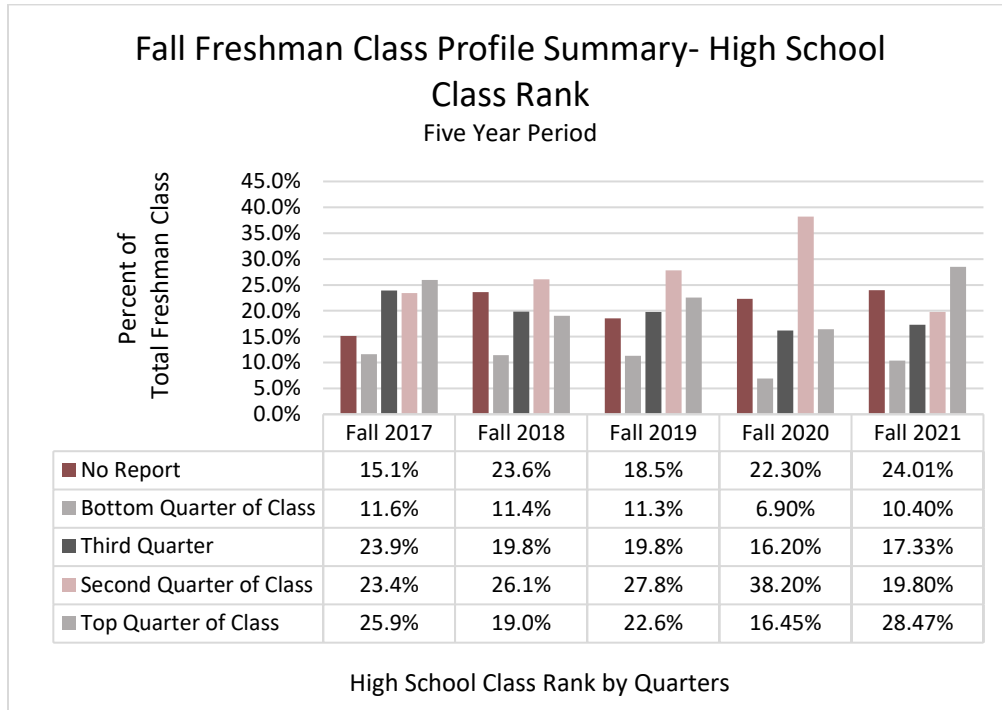
New Freshman Class Profile (Cont'd)



Source: Freshman Cohort Summary Report, Office of Institutional Research



New Freshman Class Profile (Cont'd)



Source: NSCS Entering Freshman Profile Report, Office of Institutional Research



Applications and Enrollments Fall 2021

Entering Freshman Students

Number of Students Who Took the ACT					305
Number of ACT Test Scores					
31 and above	4	24	17	17	21
30	2	23	22	16	17
29	3	22	32	15	14
28	10	21	23	14	8
27	15	20	21	13 and below	5
26	15	19	31	No Report	99
25	15	18	30		

Grade Point Average							
3.0 – 4.0	307	2.0-2.99	69	1.0-1.99	8	No Report	20

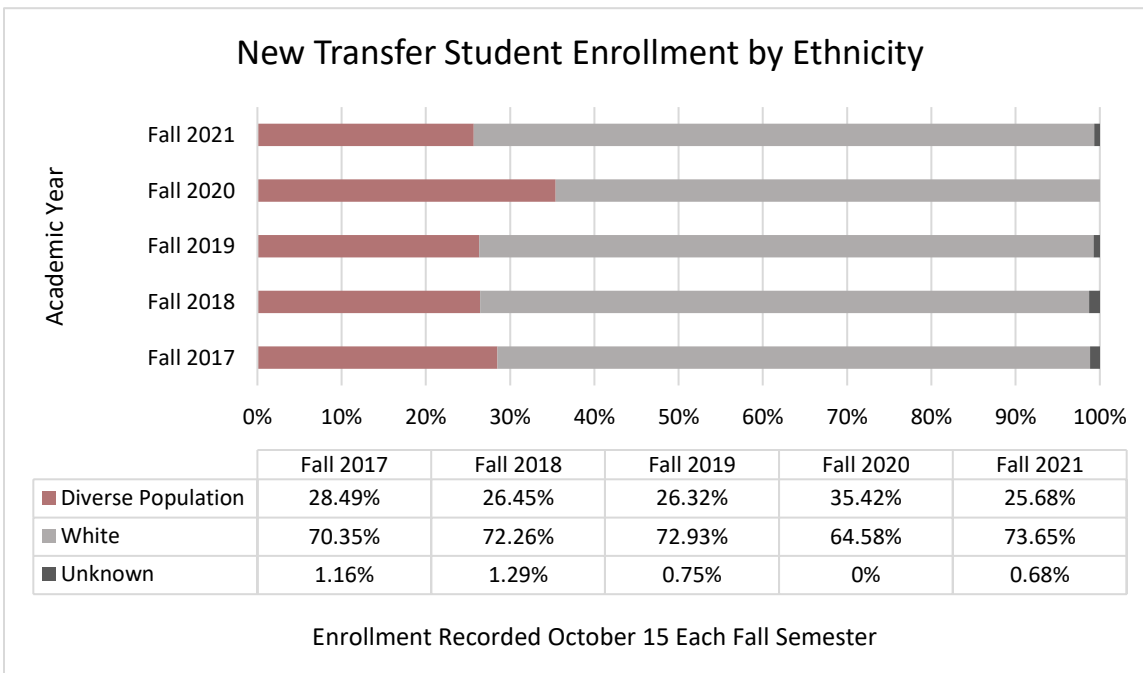
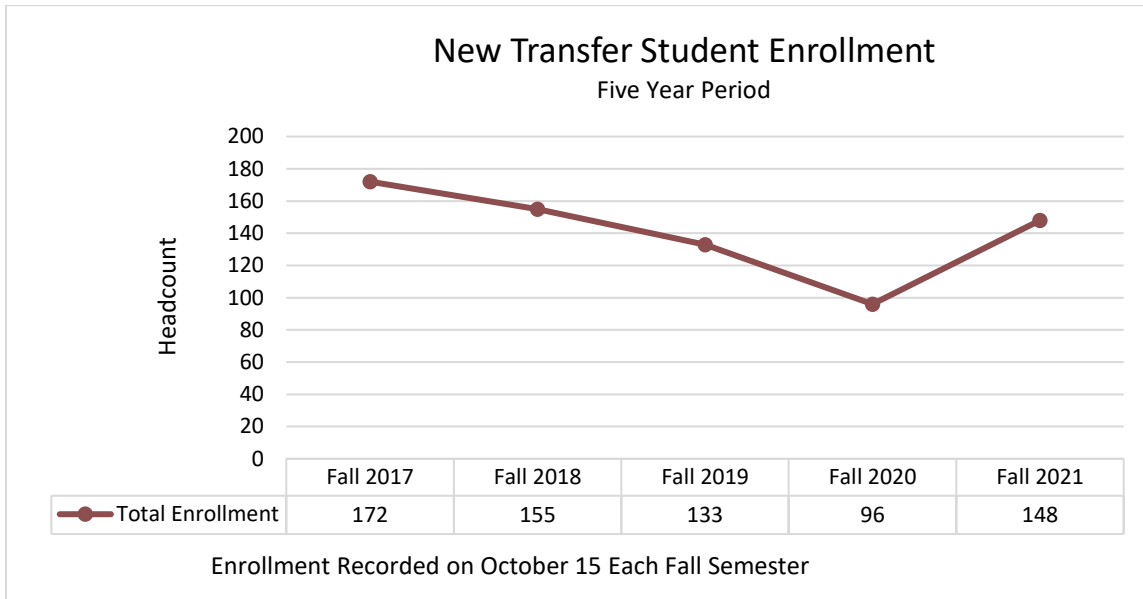
Class Rank					
<i>Headcount is Duplicated</i>					
Top Tenth of Class	39	Top Half of Class	195	Bottom Quarter of Class	42
Top Quarter of Class	115	Bottom Half of Class	112	No Report	97

Size of High School Graduating Class					
201 and above	78	51 – 100	51	No report	97
101- 200	58	50 or less	120		
Number of Freshman Applicants Eligible to Enroll					453
Number of Freshman Applicants Who Enrolled					404
Percentage of Freshmen from Out-of-State					48%
Number of Freshmen Who Responded to First Generation Question					399
Number of Freshmen Who Responded to First Generation Question and Indicated They Were First Generation Students					175

Source: NSCS Entering Freshman Profile Reports



New Transfer Student Enrollment




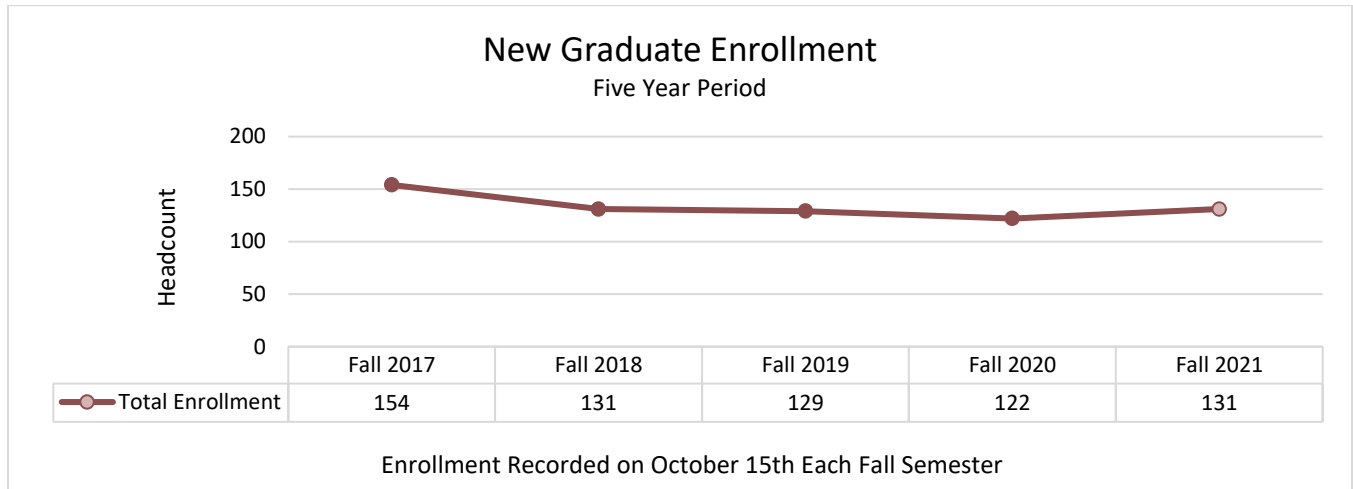
Five Year Percent Change in New Transfer Enrollment
Fall 2016-Fall 2020

Diverse Population	White	Total Enrollment
-22.45%	-9.92%	-13.95%

Source: IPEDS Fall Enrollment Report, Office of Institutional Research



New Graduate Student Enrollment



Five Year Percent Change in New Graduate Enrollment Fall 2016-Fall 2020

Diverse Populations	White	Total Enrollment
8.63%	-2.24%	-14.94%

Source: IPEDS Fall Enrollment Report, Office of Institutional Research



New Graduate Student Enrollment (Cont'd)

New Graduate Student Enrollment by Program Fall 2021	
School/Program	Number of Students
Business Administration MBA	43
Curr & Instr Spec Ed- Early Childhood	1
Clinical Mental Health Counsel	17
Curr & Instr Reading Spec PK12	8
Curr & Instruct Spec Ed K-12	0
Curriculum and Instruct Elem	8
Curriculum and Instruction Sec	2
Education Administration	9
History MAE	2
Organizational Management	10
School Counseling	20
School Counseling Path 2	8
Science/Mathematics	3
<i>Total New Graduate Students Enrolled</i>	<i>131</i>



Enrollment

2021-2022 Fact Book



Fall 2021 Enrollment Quick Facts

- ❖ Majors and Programs: 51 undergraduate programs and 9 graduate programs
- ❖ Average class size: 14
- ❖ Student faculty ratio: 15-1
- ❖ Faculty excellence: 87.36% of our full-time faculty hold the highest degree in their field

- ❖ Total Enrollment 2250
 - 1,800 Undergraduate
 - 450 Graduate
 - 148 New Transfers
 - 29 International

- ❖ 2021 Fall Incoming Class = 517 students
 - 398 Freshman
 - 119 Transfers

The 1,800 enrolled undergraduate students at CSC had the following characteristics:

- ❖ Represented 44 states and Puerto Rico
- ❖ 58% of CSC students were from Nebraska, followed by Colorado (12%), Wyoming (10%), and South Dakota (9%)
- ❖ Ranged in age from 15-80
- ❖ 82% of the undergraduates were under the age of 25
- ❖ 80% of the undergraduates were full-time students
- ❖ 41% of the undergraduates were first generation college students

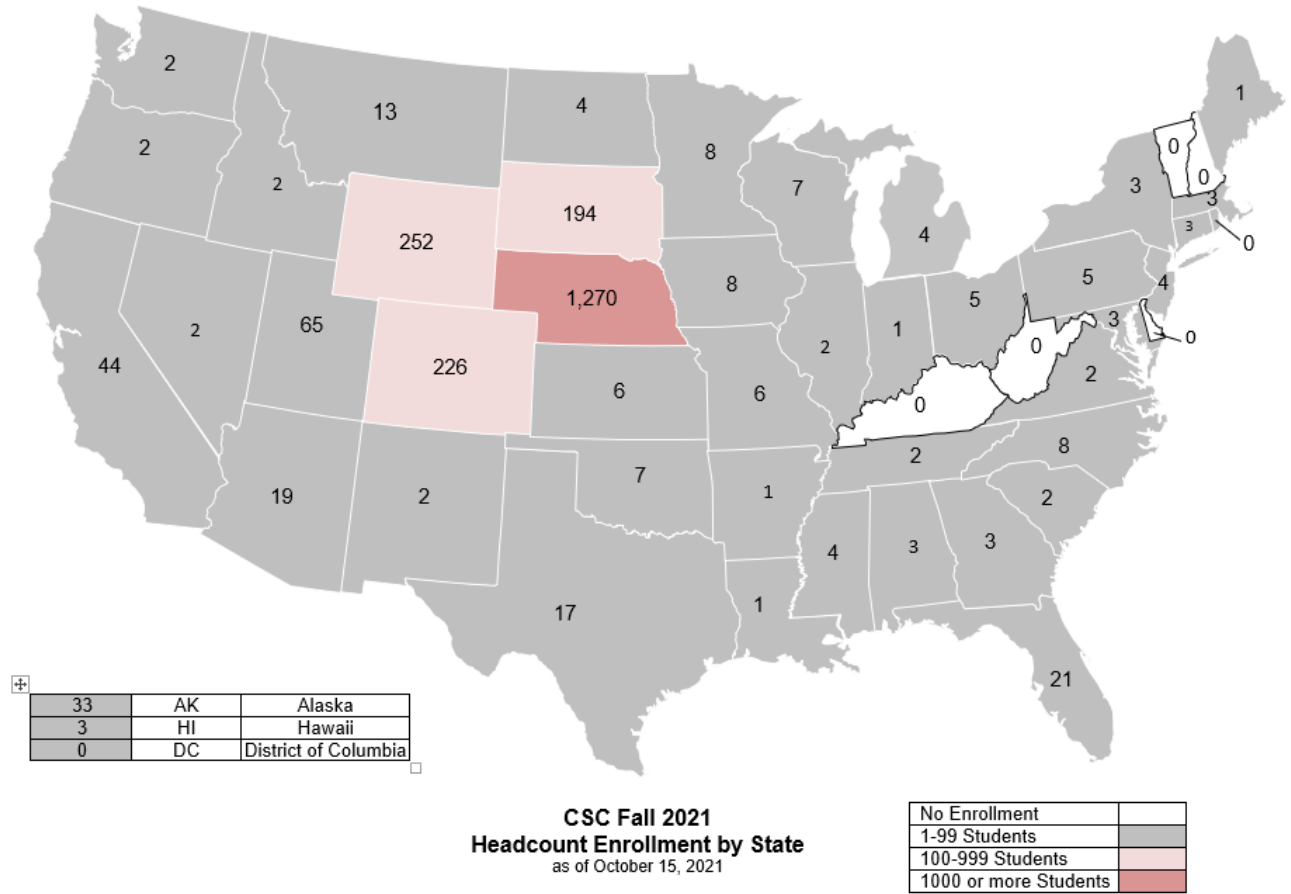
- ❖ Of the freshmen who submitted high school class rank, 74% were in the top half of their graduating class and 37% were in the top one-quarter

- ❖ Of the full-time freshman who submitted ACT reports, 31% scored 25 or above on the composite ACT and the top ACT composite score equaled 36

- ❖ Average ACT score of full-time freshmen was 22



Geographic Distribution



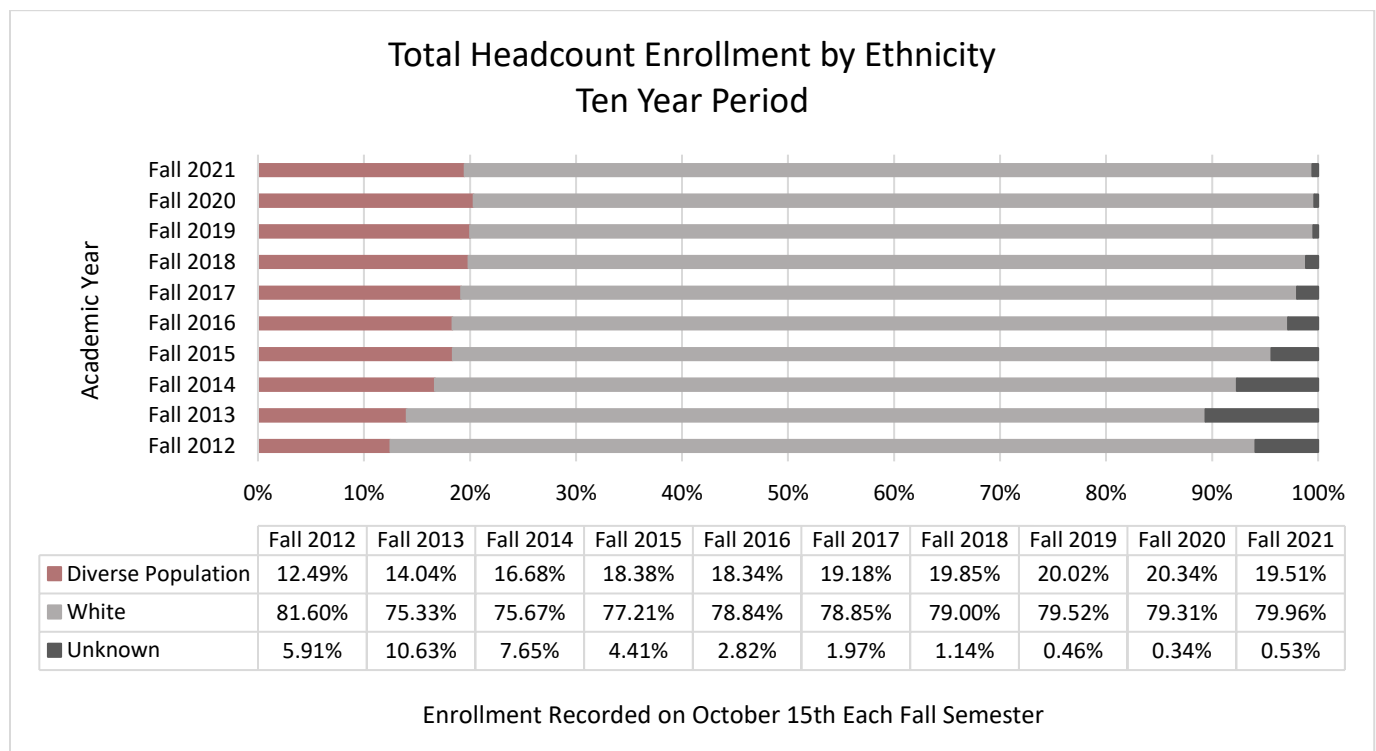
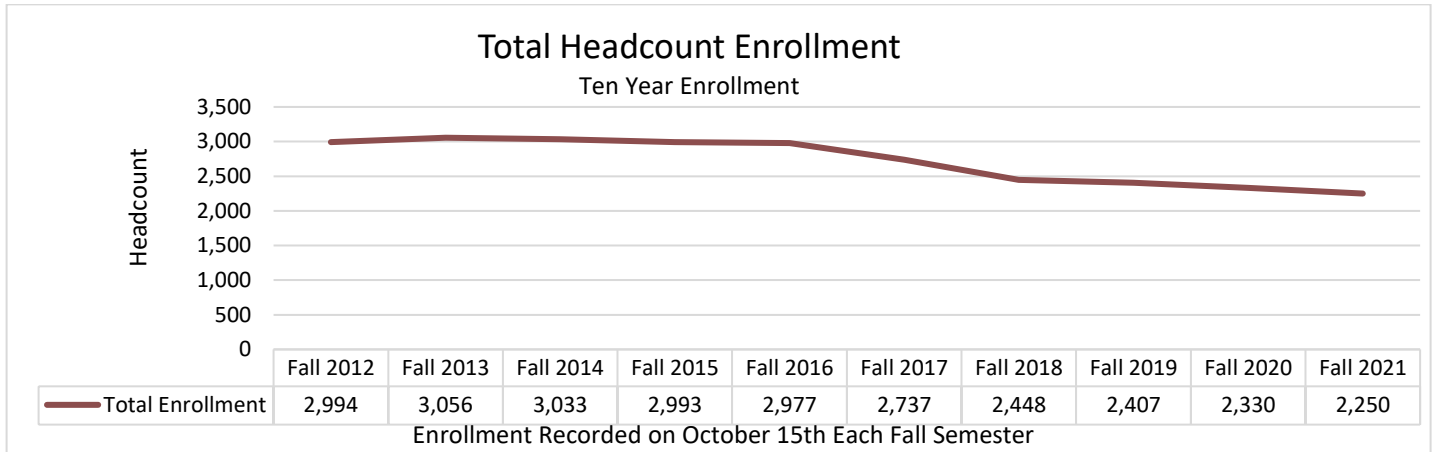
Distance Enrollment Geographical Distribution				
	All Distance Education	Some Distance Education	No Distance Education	Grand Total
Graduate	437	10	3	437
Nebraska	232	10	3	
United States	203			
Outside United States	2			
Undergraduate	534	779	487	1800
Nebraska	344	779	487	
United States	190			
Outside United States				
Total Distance Enrollment	971	789	490	2237

Source: IPEDS Fall Enrollment Report, Office of Institutional Research



ENROLLMENT

Total Enrollment



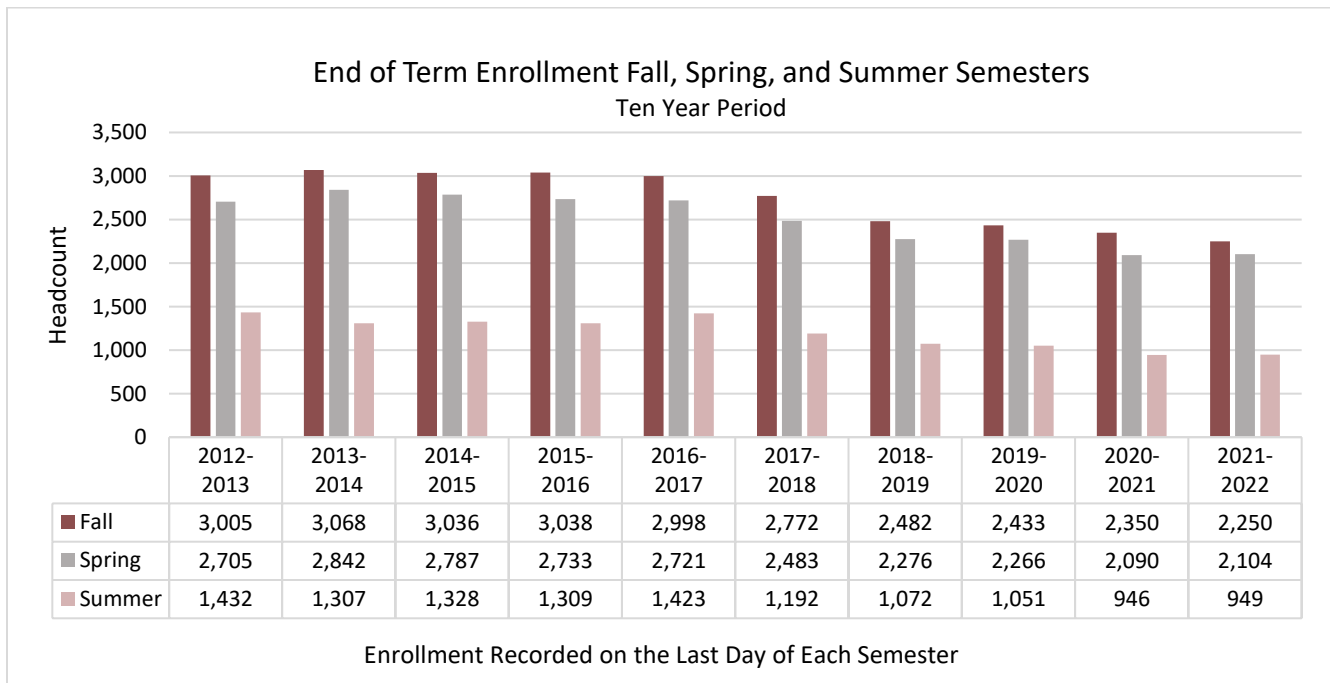
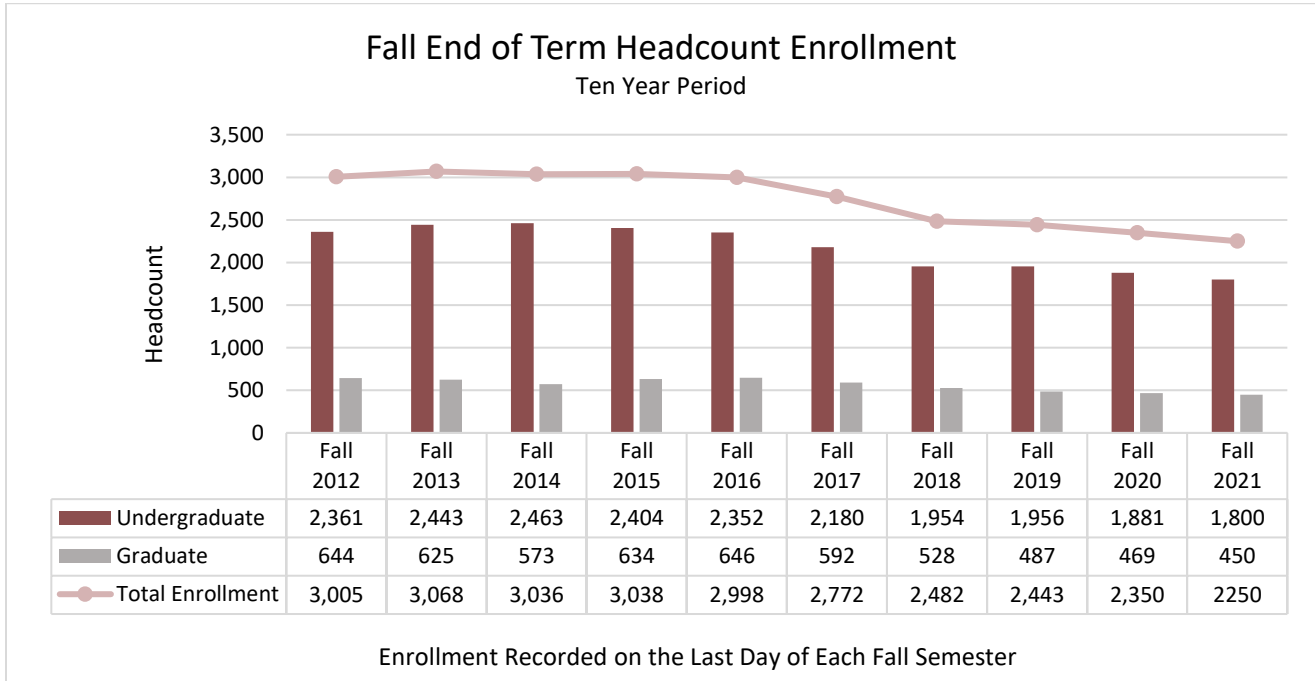
Ten Year Percent Change in Total Headcount Enrollment		
Fall 2012-Fall 2021		
Diverse Population	White	Total Enrollment
17.38%	-26.36%	-24.85%

Source: IPEDS Fall Enrollment Report, Office of Institutional Research



ENROLLMENT

Total Enrollment

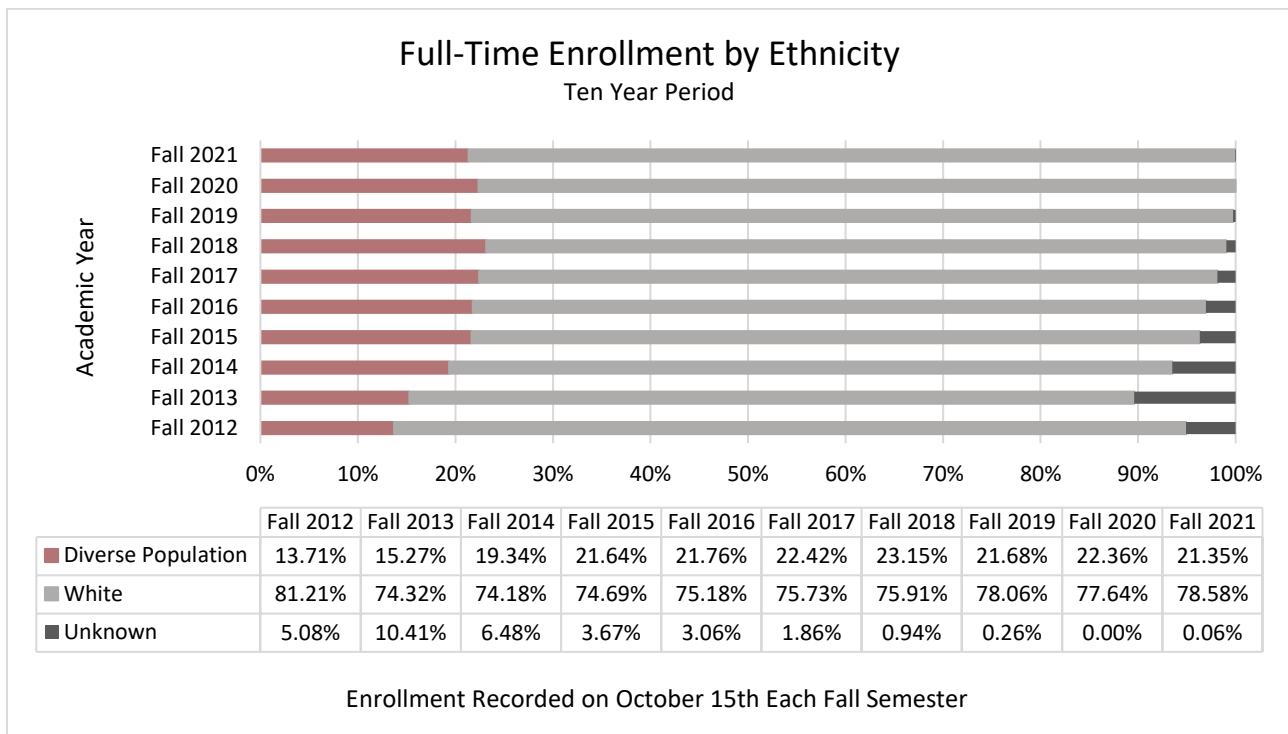
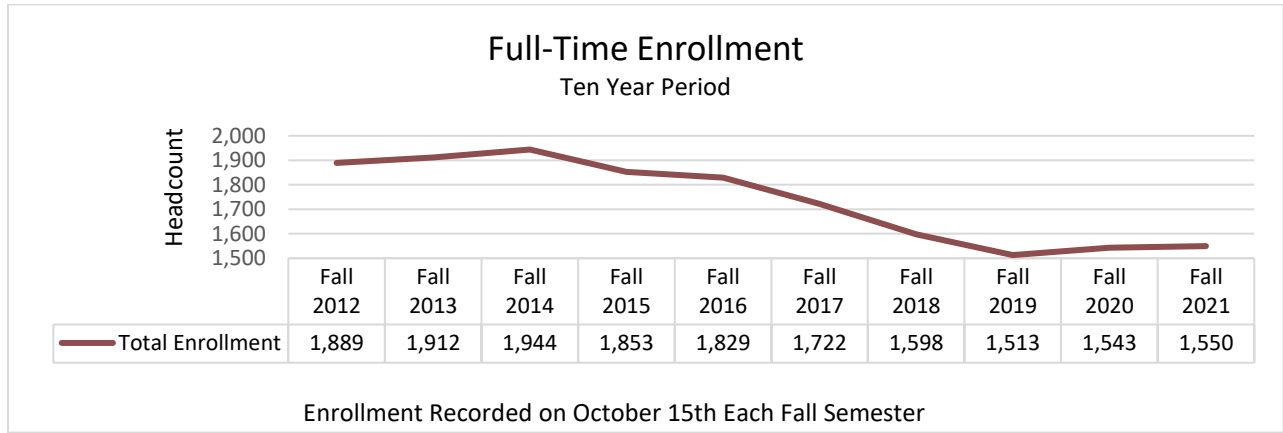


Source: NSCS Enrollment Report, Office of Institutional Research



ENROLLMENT

Full-Time Enrollment



Ten Year Percent Change in Full-Time Enrollment
Fall 2012-Fall 2021

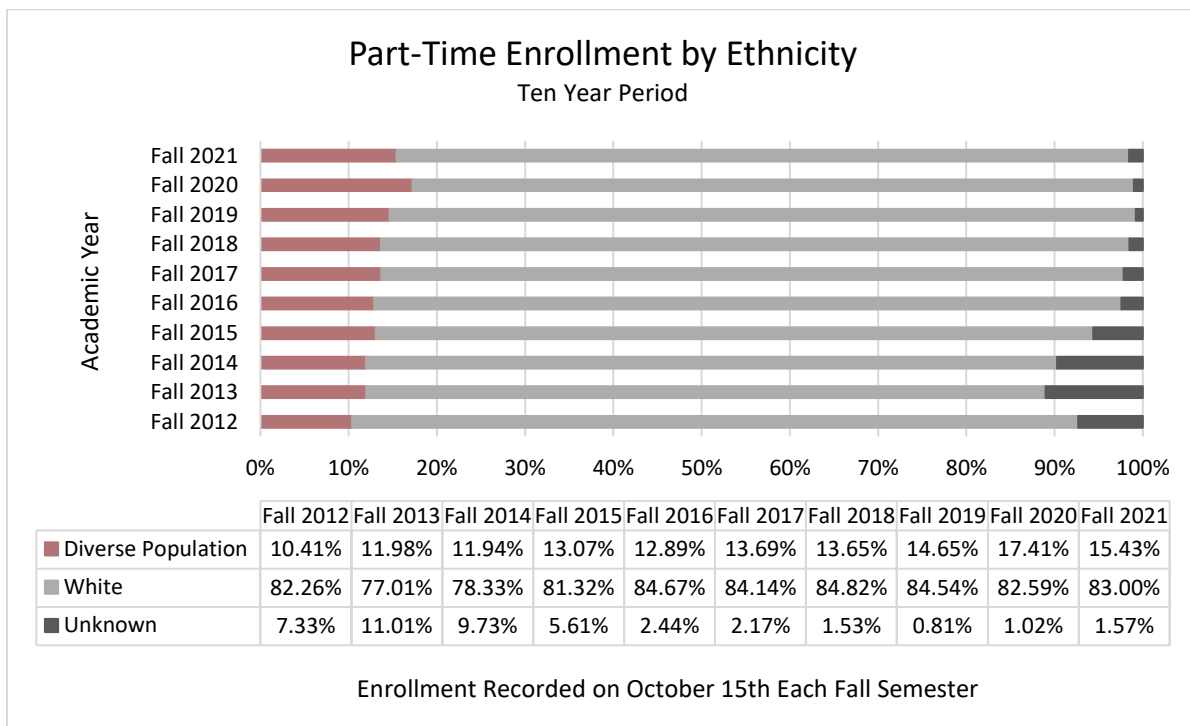
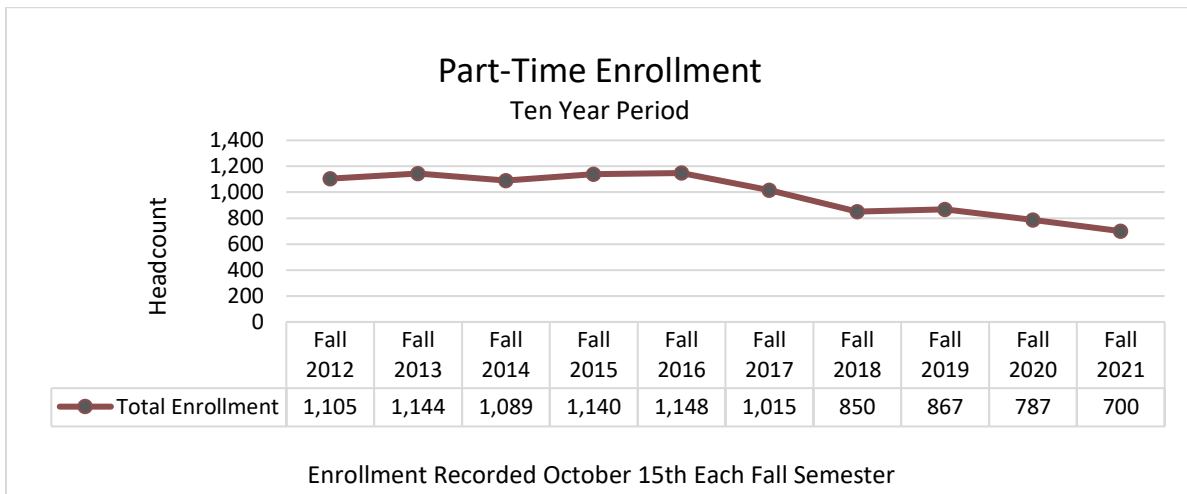
Diverse Populations	White	Total Enrollment
27.80%	-20.60%	-17.95

Source: IPEDS Fall Enrollment Report, Office of Institutional Research



ENROLLMENT

Part-Time Enrollment



Ten Year Percent Change in Part-Time Enrollment
Fall 2012-Fall 2021

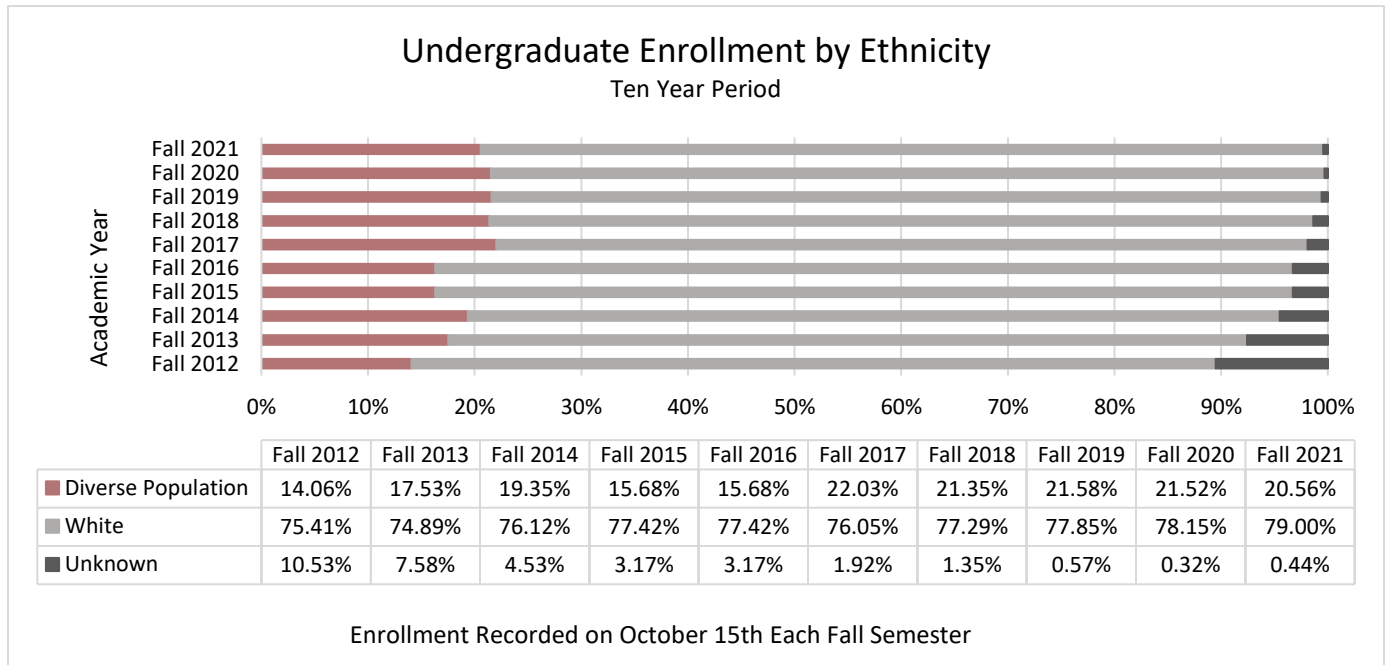
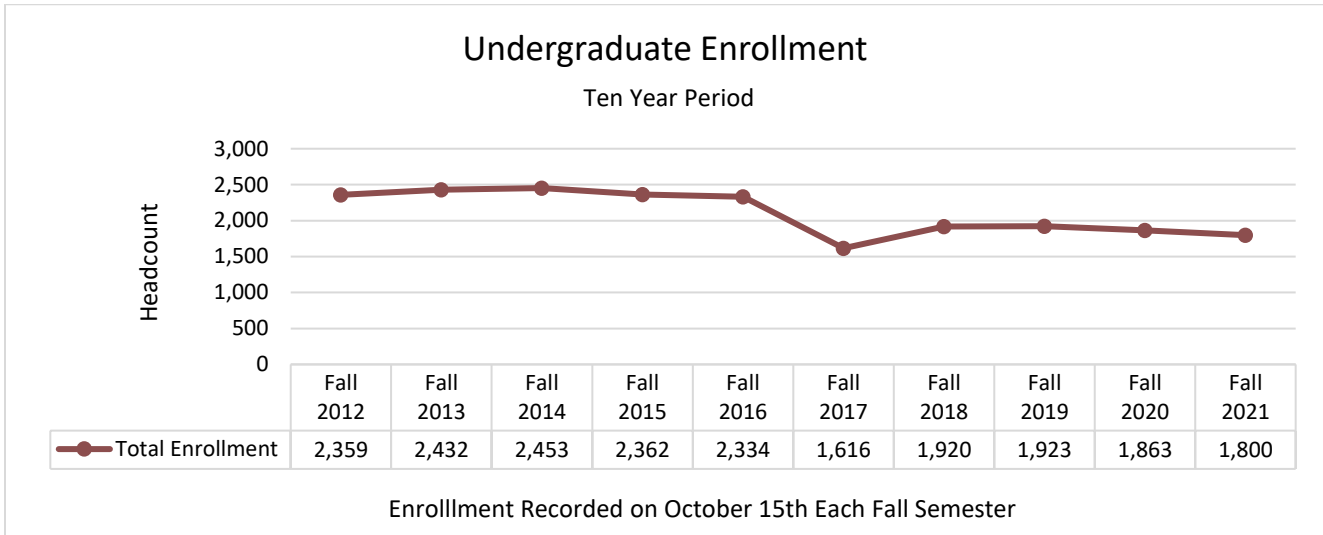
Diverse Population	White	Total Enrollment
-6.09%	-36.08%	-36.65%

Source: IPEDS Fall Enrollment Report, Office of Institutional Research



ENROLLMENT

Undergraduate Enrollment

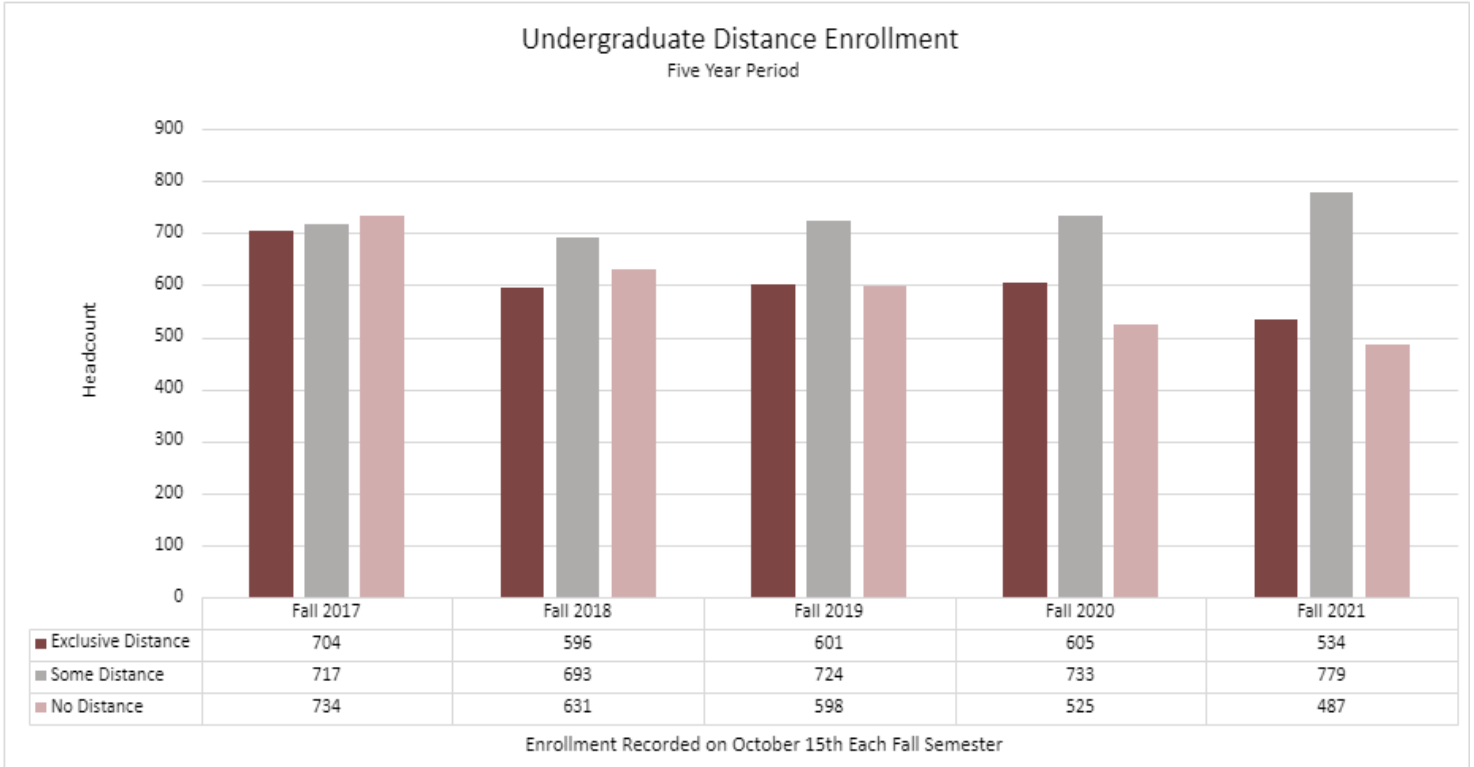


Ten Year Percent Change in Undergraduate Enrollment		
Fall 2010-Fall 2019		
Diverse Population	White	Total Enrollment
29.37%	-26.47%	-23.70%

Source: IPEDS Fall Enrollment Report, Office of Institutional Research



Undergraduate Enrollment



No Distance Class Enrollment -- Students who are not enrolled in any distance education courses.

Some Distance Class Enrollment -- Students who are enrolled in at least one course that is considered a distance education course, but are not enrolled exclusively in distance education courses.

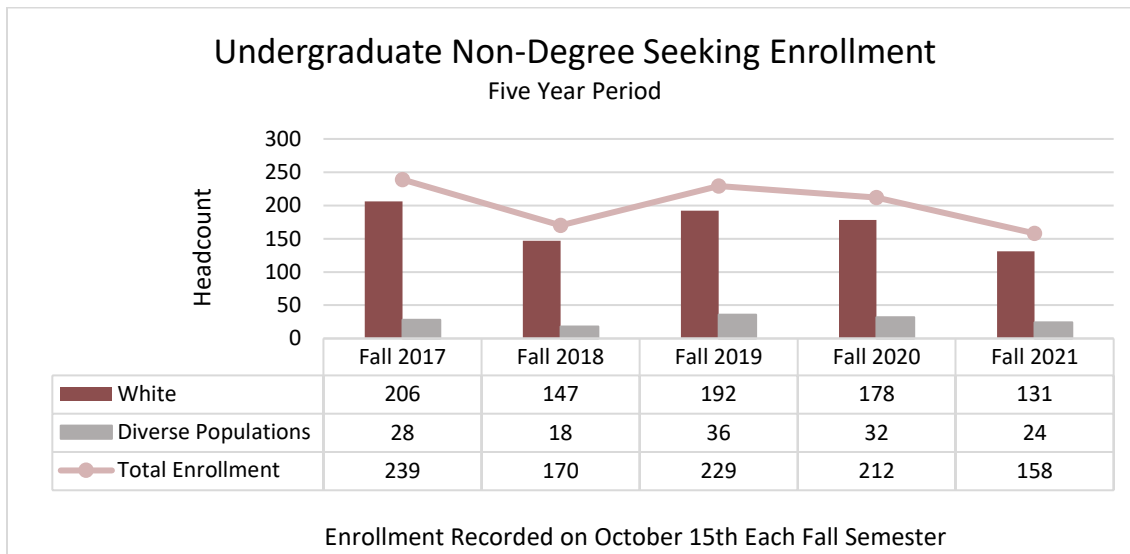
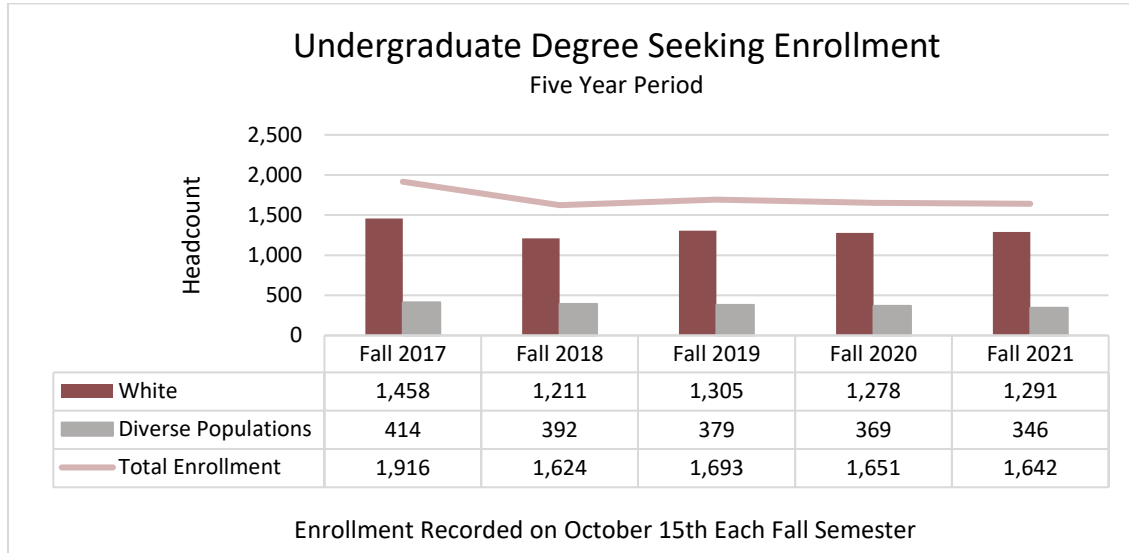
Exclusive Distance Class Enrollment -- Students who are enrolled only in courses that are considered distance education courses.

Five Year Percent Change in Undergraduate Distance Enrollment		
Fall 2017-Fall 2021		
Exclusive Distance Enrollment	Some Distance Enrollment	No Distance Enrollment
-24.15%	8.65%	-33.65%

Source: IPEDS Fall Enrollment Report, Office of Institutional Research



Undergraduate Enrollment



Five Year Percent Change in Undergraduate Degree Seeking and Non-Degree Seeking Enrollment Fall 2017-Fall 2021


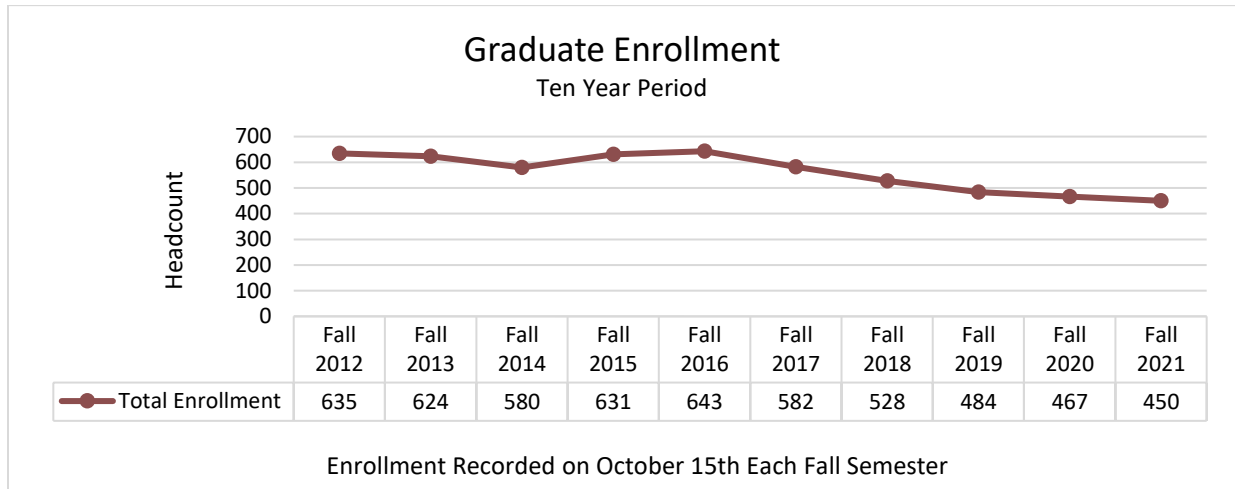
Degree Seeking Enrollment	Non-Degree Seeking Enrollment
-14.30%	-33.89%

Source: IPEDS Fall Enrollment Report, Office of Institutional Research



ENROLLMENT

Graduate Enrollment



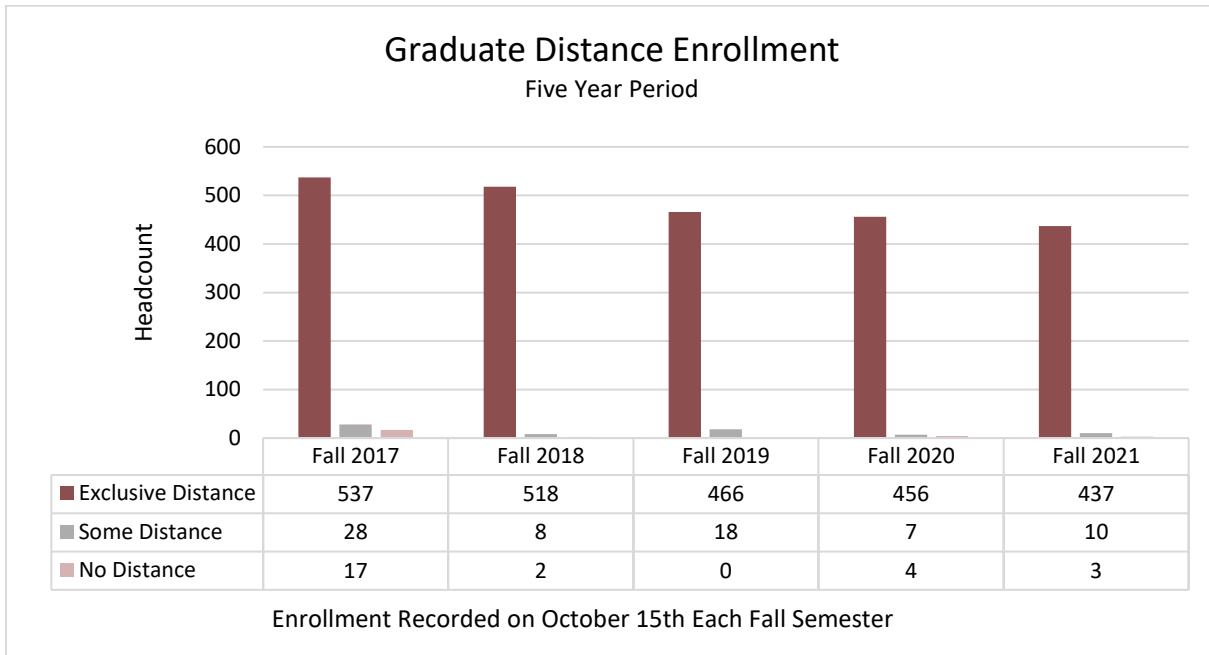
Ten Year Percent Change in Graduate Enrollment Fall 2012-Fall 2021

Diverse Population	White	Graduate Enrollment
-21.59%	-25.93%	-29.13%

Source: IPEDS Fall Enrollment Report, Office of Institutional Research



Graduate Enrollment



No Distance Class Enrollment -- Students who are not enrolled in any distance education courses.

Some Distance Class Enrollment -- Students who are enrolled in at least one course that is considered a distance education course, but are not enrolled exclusively in distance education courses.

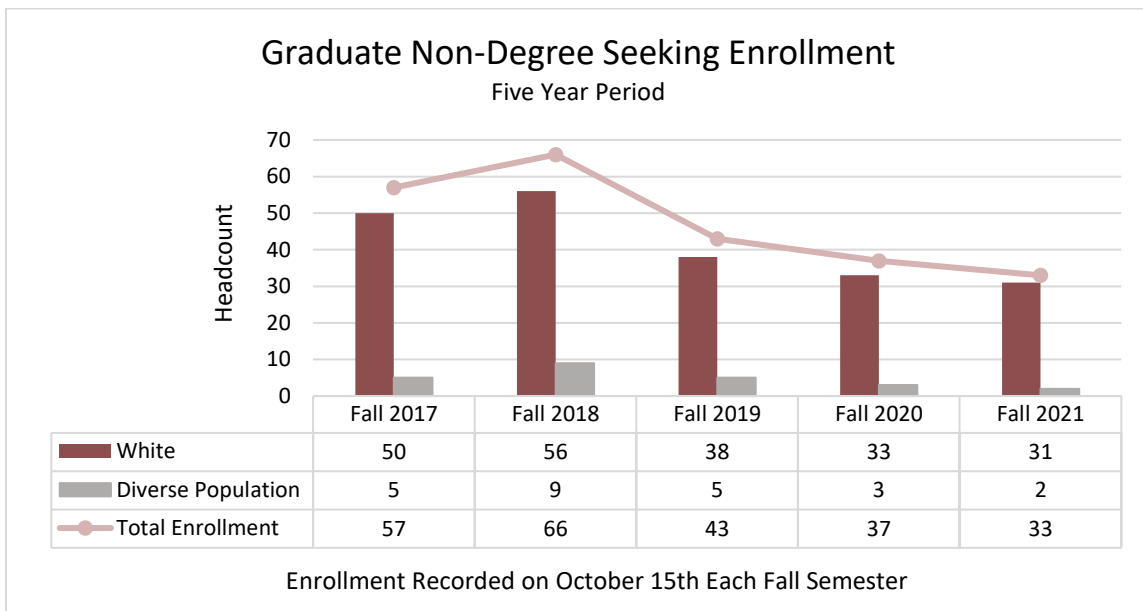
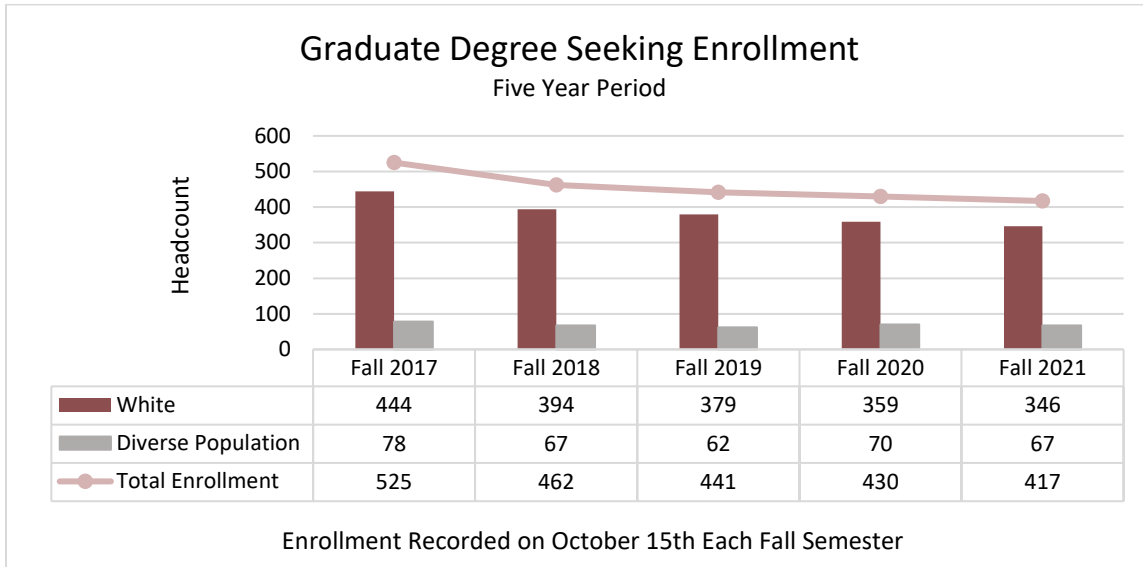
Exclusive Distance Class Enrollment -- Students who are enrolled only in courses that are considered distance education courses.

Five Year Percent Change in Graduate Distance Enrollment		
Fall 2017-Fall 2021		
Exclusive Distance	Some Distance	No Distance
-18.62%	-64.29%	-82.35%

Source: IPEDS Fall Enrollment Report, Office of Institutional Research



Graduate Enrollment



Five Year Percent Change in Graduate Degree Seeking Enrollment and Non-Degree Seeking Enrollment Fall 2017-Fall 2021

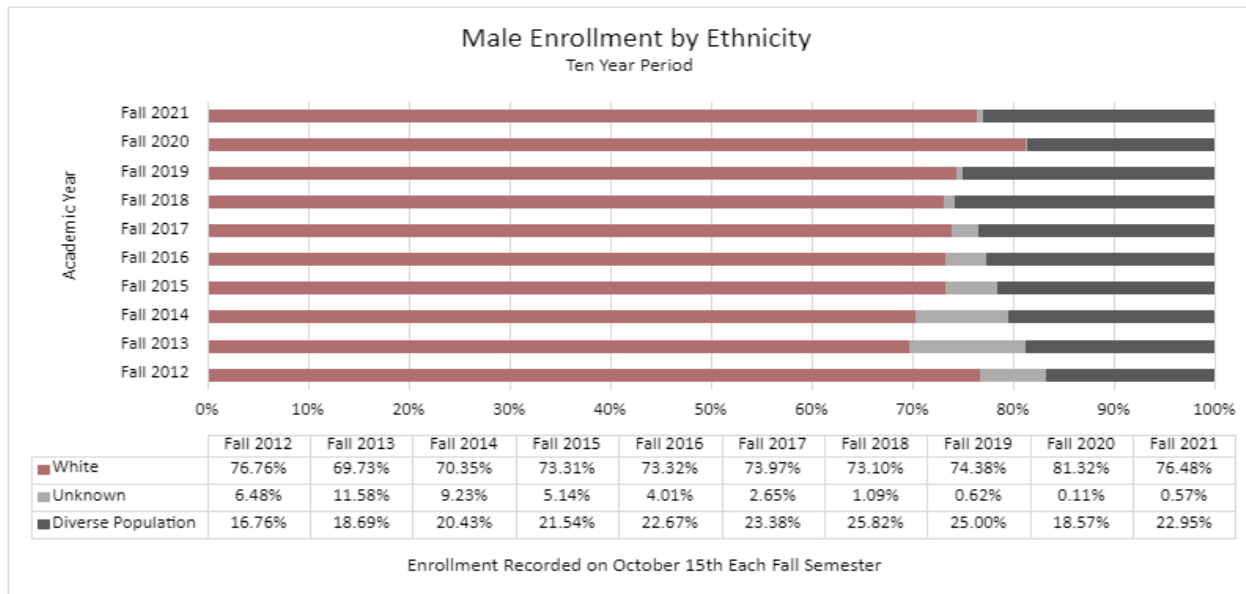
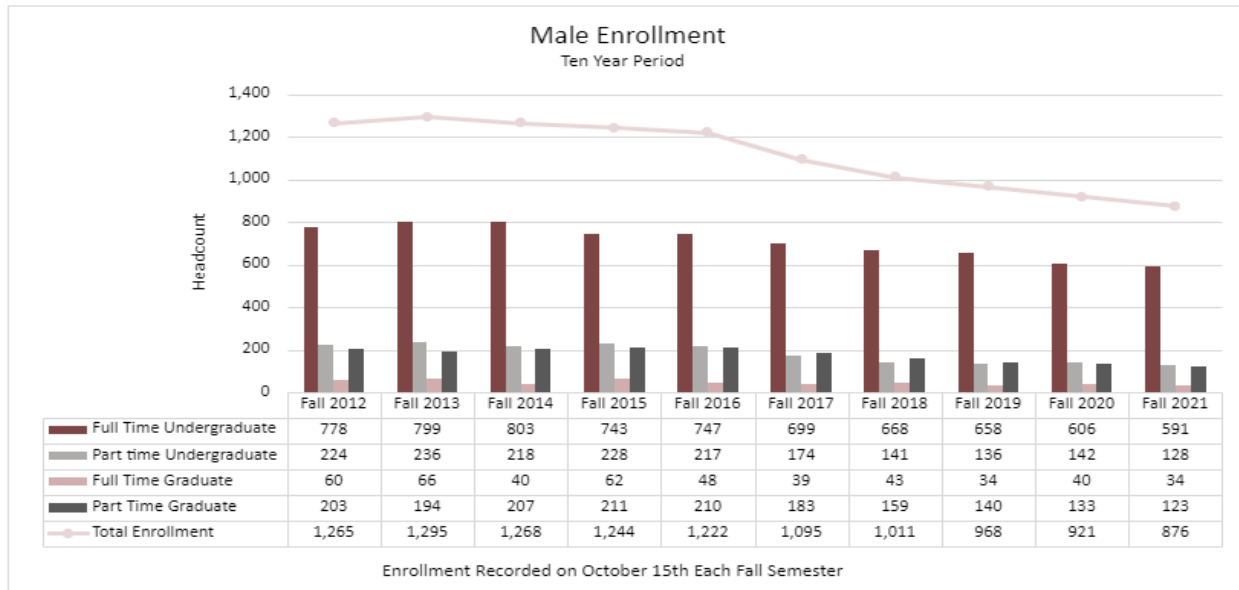
Degree Seeking Enrollment	Non-Degree Seeking Enrollment
-20.57%	-42.11%

Source: IPEDS Fall Enrollment Report, Office of Institutional Research



ENROLLMENT

Male Enrollment



Ten Year Percent Change in Male Enrollment

Fall 2012-Fall 2021

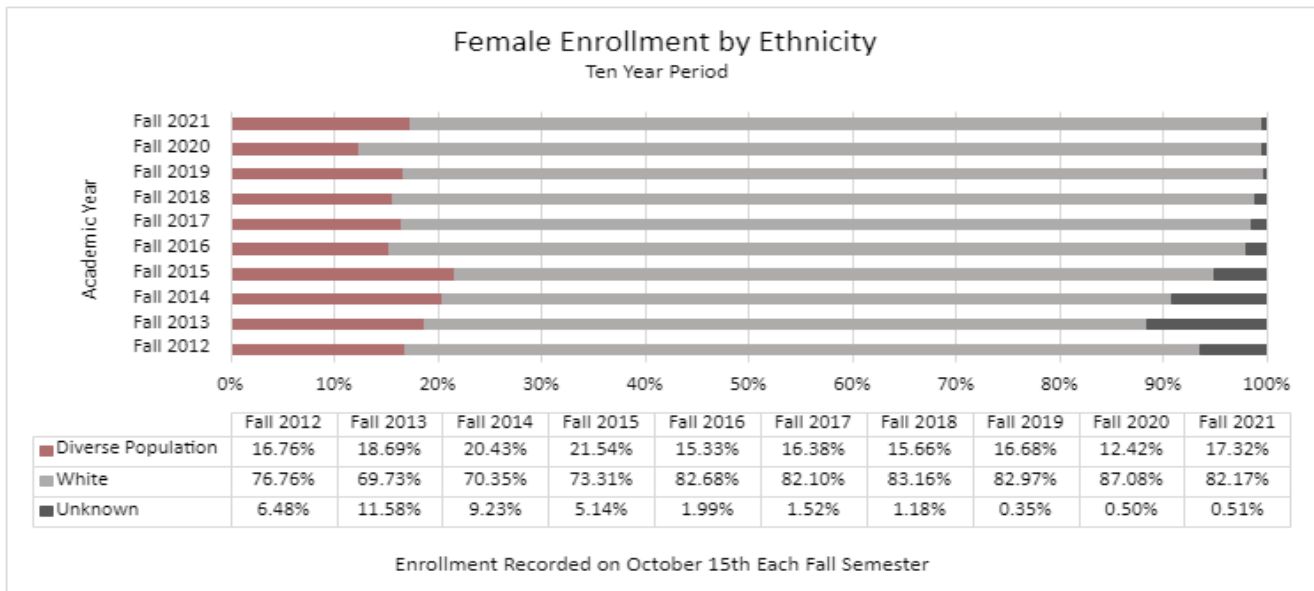
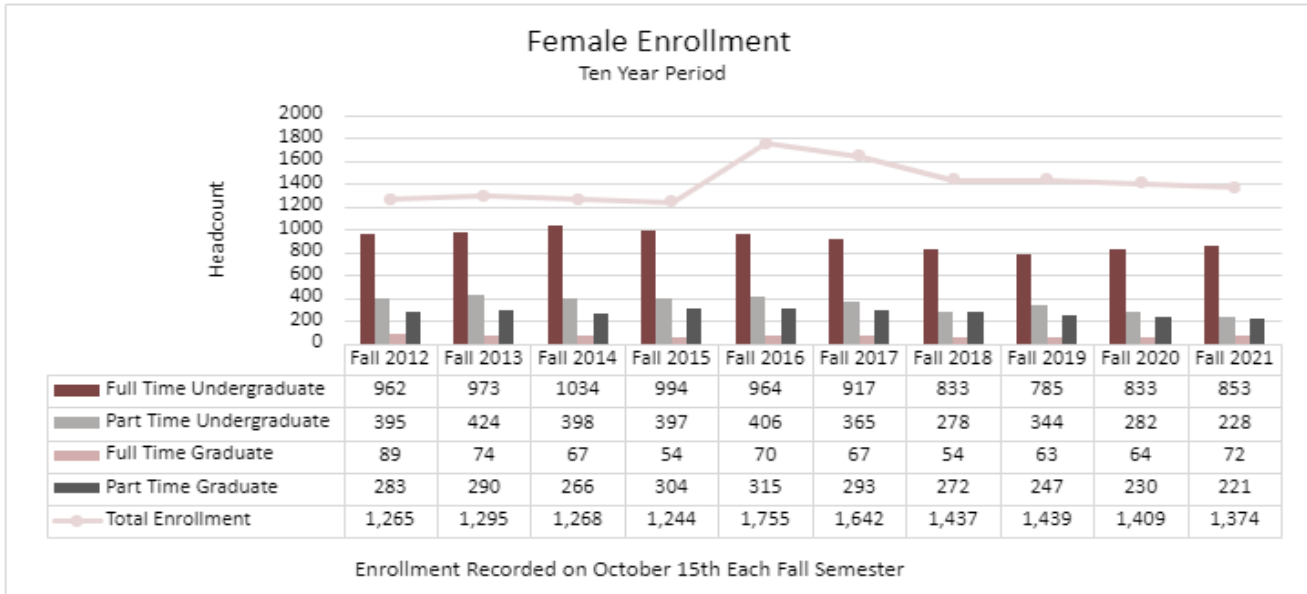
Full-Time Undergraduate	Part-Time Undergraduate	Full-Time Graduate	Part-Time Graduate	Total Male Enrollment
-24.04%	-42.86%	-43.33%	-39.41%	-30.75%

Source: IPEDS Fall Enrollment Report, Office of Institutional Research



ENROLLMENT

Female Enrollment



Ten Year Percent Change in Female Enrollment

Fall 2012-Fall 2021

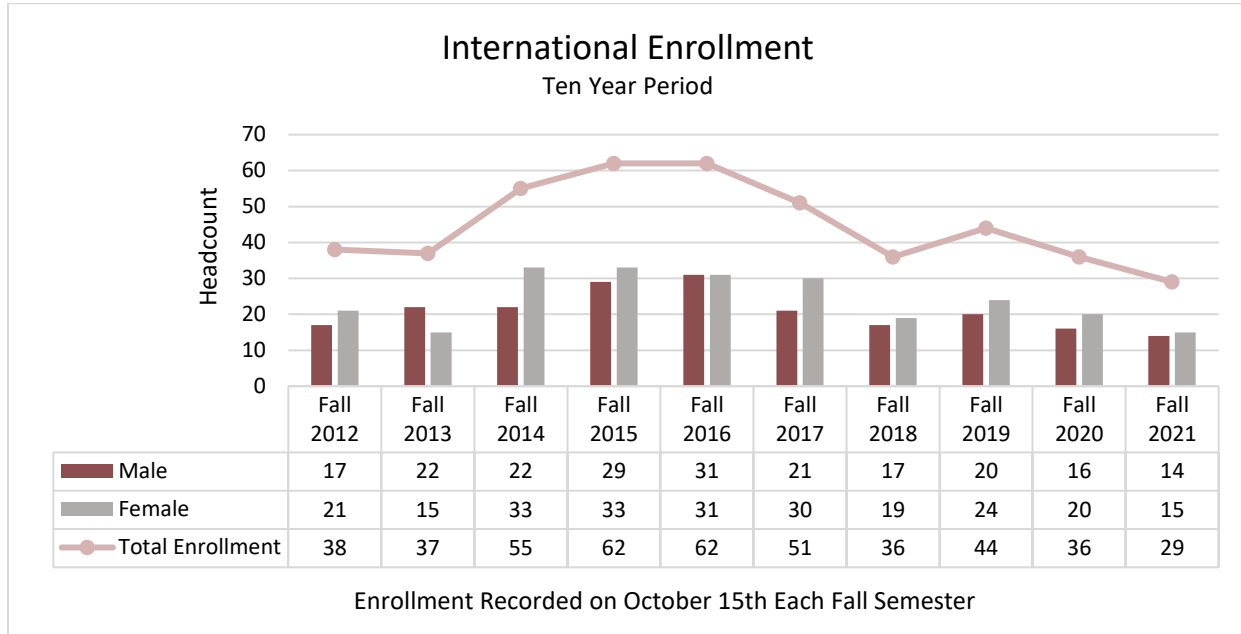
Full-Time Undergraduate	Part-Time Undergraduate	Full-Time Graduate	Part-Time Graduate	Total Female Enrollment
-11.33%	-42.28%	-19.10%	-21.91%	8.62%

Source: IPEDS Fall Enrollment Report, Office of Institutional Research



ENROLLMENT

International Enrollment



Ten Year Percent Change in International Enrollment		
Fall 2012-Fall 2021		
Male Enrollment	Female Enrollment	Total Enrollment
-17.65%	-28.57%	-23.68%

Source: IPEDS Fall Enrollment Report, Office of Institutional Research



Student Outcomes

2021-2022 Fact Book



Freshman Retention Rate Summary

All Freshman Students			
Cohort Term	Student Count	Number Retained to Fall	Retention Rate
Fall 2021	404	291	72.03%
Fall 2020	377	254	67.37%
Fall 2019	399	270	67.67%
Fall 2018	368	263	71.47%

Full-Time Freshman Students			
Cohort Term	Student Count	Number Retained to Fall	Retention Rate
Fall 2021	398	288	72.36%
Fall 2020	372	253	68.01%
Fall 2019	390	268	68.72%
Fall 2018	367	262	71.39%

Part-Time Freshman Students			
Cohort Term	Student Count	Number Retained to Fall	Retention Rate
Fall 2021	6	3	50.00%
Fall 2020	5	1	20.00%
Fall 2019	9	2	22.22%
Fall 2018	1	1	100.00%



Freshman Retention Rate Summary

Full-Time Freshman Students - Transitional Student						
Cohort Term	Student Count	Number Retained to Fall	Retention Rate	TSP Student Count	TSP Number Retained to Fall	TSP Retention Rate
Fall 2021	398	288	72.36%	77	34	44.16%
Fall 2020	372	253	68.01%	154	88	57.14%
Fall 2019	390	268	68.72%	116	75	64.66%
Fall 2018	367	262	71.39%	143	85	59.44%

Part-Time Freshman Students - Transitional Student						
Cohort Term	Student Count	Number Retained to Fall	Retention Rate	TSP Student Count	TSP Number Retained to Fall	TSP Retention Rate
Fall 2021	6	3	50.00%	0	0	0.00%
Fall 2020	5	1	20.00%	1	0	0.00%
Fall 2019	9	2	22.22%	4	1	25.00%
Fall 2018	1	1	100.00%	1	1	100.00%



Transfer Retention Rate Summary

All Transfer Students			
Cohort Term	Student Count	Number Retained to Fall	Retention Rate
Fall 2021	148	100	67.57%
Fall 2020	133	85	63.91%
Fall 2019	133	91	68.42%
Fall 2018	155	98	63.23%

Full-Time Transfer Students			
Cohort Term	Student Count	Number Retained to Fall	Retention Rate
Fall 2021	119	83	69.75%
Fall 2020	96	65	67.71%
Fall 2019	98	64	65.31%
Fall 2018	119	82	68.91%

Part-Time Transfer Students			
Cohort Term	Student Count	Number Retained to Fall	Retention Rate
Fall 2021	29	17	58.62%
Fall 2020	37	20	54.05%
Fall 2019	35	27	77.14%
Fall 2018	36	16	44.44%



Transfer Retention Rate Summary

Full-Time Transfer Student with Associate Degree						
Cohort Term	Student Count	Number Retained to Next Fall	Retention Rate	Number with Associate Degree	Number with Associate Degree Retained to Next Fall	Retention Rate for Transfer Students with Associate Degree
Fall 2021	119	83	69.75%	47	34	72.34%
Fall 2020	96	65	67.71%	42	29	69.05%
Fall 2019	98	64	65.31%	28	17	60.71%
Fall 2018	119	82	68.91%	57	48	84.21%

Full-Time Transfer Student without Associate Degree						
Cohort Term	Student Count	Number Retained to Next Fall	Retention Rate	Number without Associate Degree	Number without Associate Degree Retained to Next Fall	Retention Rate for Transfer Students without Associate Degree
Fall 2021	119	83	69.75%	72	49	68.06%
Fall 2020	96	65	67.71%	54	36	66.67%
Fall 2019	98	64	65.31%	70	47	67.14%
Fall 2018	119	82	68.91%	62	34	54.84%



Transfer Retention Rate Summary

Part-Time Transfer Student with Associate Degree						
Cohort Term	Student Count	Number Retained to Next Fall	Retention Rate	Number with Associate Degree	Number with Associate Degree Retained to Next Fall	Retention Rate for Transfer Students with Associate Degree
Fall 2021	29	17	58.62%	10	8	80.00%
Fall 2020	37	20	54.05%	13	7	53.85%
Fall 2019	35	27	77.14%	7	5	71.43%
Fall 2018	36	16	44.44%	11	4	36.36%

Part-Time Transfer Student without Associate Degree						
Cohort Term	Student Count	Number Retained to Next Fall	Retention Rate	Number without Associate Degree	Number without Associate Degree Retained to Next Fall	Retention Rate for Transfer Students without Associate Degree
Fall 2021	29	17	58.62%	19	9	47.37%
Fall 2020	37	20	54.05%	24	13	54.17%
Fall 2019	35	27	77.14%	28	22	78.57%
Fall 2018	36	16	44.44%	25	12	48.00%

Source: IPEDS Fall Enrollment Report, Office of Institutional Research



Degree-Seeking Graduation Rate Cohort Summary

First Year First Time (FTFT) Six Year				
IPEDS Graduating Year	IPEDS Degree Seeking Cohort Year	Total Headcount	Headcount Completing Degree in Six (6) Years	Six (6) Year Graduation Rate
Spring 2018	2012	399	173	43.36%
Spring 2019	2013	458	206	44.98%
Spring 2020	2014	460	193	41.96%
Spring 2021	2015	413	160	38.74%
Spring 2022	2016	382	169	44.24%

First Year First Time (FTFT) Eight Year				
IPEDS Graduating Year	IPEDS Degree Seeking Year	Total Headcount	Headcount Completing Degree in Eight (8) Years	Eight (8) Year Graduation Rate
Spring 2019	2011	392	3	42.60%
Spring 2020	2012	399	2	43.86%
Spring 2021	2013	458	4	45.85%
Spring 2022	2014	460	2	42.39%

Source: Degree Seeking Graduation Rate Cohort Summary Report, Office of Institutional Research



Degree-Seeking Graduation Rate Cohort Summary

First Year Part-Time (FYPT) Six Year				
IPEDS Graduating Year	IPEDS Degree Seeking Cohort Year	Total Headcount	Headcount Completing Degree in Six (6) Years	Six (6) Year Graduation Rate
Spring 2018	2012	11	1	9.09%
Spring 2019	2013	5	0	0.00%
Spring 2020	2014	6	0	0.00%
Spring 2021	2015	15	1	6.67%
Spring 2022	2016	6	2	33.33%

First Year Part-Time (FYPT) Eight Year				
IPEDS Graduating Year	IPEDS Degree Seeking Year	Total Headcount	Headcount Completing Degree in Eight (8) Years	Eight (8) Year Graduation Rate
Spring 2019	2011	12	0	0.00%
Spring 2020	2012	11	1	9.09%
Spring 2021	2013	5	0	0.00%
Spring 2022	2014	6	0	0.00%

Source: Degree Seeking Graduation Rate Cohort Summary Report, Office of Institutional Research



Degree-Seeking Graduation Rate Cohort Summary

Transfer Full-Time Six Year				
IPEDS Graduating Year	IPEDS Degree Seeking Cohort Year	Total Headcount	Headcount Completing Degree in Six (6) Years	Six (6) Year Graduation Rate
Spring 2018	2012	124	64	51.61%
Spring 2019	2013	118	62	52.54%
Spring 2020	2014	175	77	44.00%
Spring 2021	2015	174	92	52.87%
Spring 2022	2016	159	112	70.44%

Transfer Full-Time Eight Years				
IPEDS Graduating Year	IPEDS Degree Seeking Year	Total Headcount	Headcount Completing Degree in Eight (8) Years	Eight (8) Year Graduation Rate
Spring 2019	2011	111	0	60.36%
Spring 2020	2012	124	1	52.42%
Spring 2021	2013	118	0	52.54%
Spring 2022	2014	175	1	44.57%



Degree-Seeking Graduation Rate Cohort Summary

Transfer, Part-Time Six Year				
IPEDS Graduating Year	IPEDS Degree Seeking Cohort Year	Total Headcount	Headcount Completing Degree in Six (6) Years	Six (6) Year Graduation Rate
Spring 2018	2012	53	14	26.42%
Spring 2019	2013	55	17	30.91%
Spring 2020	2014	74	21	28.38%
Spring 2021	2015	66	25	37.88%
Spring 2022	2016	70	23	32.86%

Transfer, Part-Time Eight Year				
IPEDS Graduating Year	IPEDS Degree Seeking Year	Total Headcount	Headcount Completing Degree in Eight (8) Years	Eight (8) Year Graduation Rate
Spring 2019	2011	43	0	32.56%
Spring 2020	2012	53	1	28.30%
Spring 2021	2013	55	0	29.09%
Spring 2022	2014	74	2	31.08%



Degree-Seeking Graduation Rate Cohort Summary

Graduate, Full-Time Six Years				
IPEDS Graduating Year	IPEDS Degree Seeking Cohort Year	Total Headcount	Headcount Completing Degree in Six (6) Years	Six (6) Year Graduation Rate
Spring 2018	2012	53	37	69.81%
Spring 2019	2013	42	24	57.14%
Spring 2020	2014	42	31	73.81%
Spring 2021	2015	55	34	61.82%
Spring 2022	2016	57	40	70.18%

Graduate, Full-Time Eight Years				
IPEDS Graduating Year	IPEDS Degree Seeking Year	Total Headcount	Headcount Completing Degree in Eight (8) Years	Eight (8) Year Graduation Rate
Spring 2020	2012	53	1	71.70%
Spring 2021	2013	42	1	59.52%
Spring 2022	2014	42	2	78.57%

Source: Degree Seeking Graduation Rate Cohort Summary Report Office of Institutional Research



Degree-Seeking Graduation Rate Cohort Summary

Graduate, Part-Time Six Year				
IPEDS Graduating Year	IPEDS Degree Seeking Cohort Year	Total Headcount	Headcount Completing Degree in Six (6) Years	Six (6) Year Graduation Rate
Spring 2018	2012	75	50	66.67%
Spring 2019	2013	74	42	56.76%
Spring 2020	2014	138	92	66.67%
Spring 2021	2015	137	90	65.69%
Spring 2022	2016	133	101	75.94%

Graduate, Part-Time Eight Year				
IPEDS Graduating Year	IPEDS Degree Seeking Year	Total Headcount	Headcount Completing Degree in Eight (8) Years	Eight (8) Year Graduation Rate
Spring 2020	2012	75	3	70.67%
Spring 2021	2013	74	1	58.11%
Spring 2022	2014	138	1	67.39%

Source: Degree Seeking Graduation Rate Cohort Summary Report Office of Institutional Research



NCAA Graduation Report

The NCAA Graduation Rates Institution Report gives graduation information about the most recent six-year graduating class of students and student-athletes who entered as freshmen in 2015-2016.

Freshman Cohort Graduation Rates		
	All Students	Student Athletes*
2015—2016 Graduation Rate	39%	36%
Four-Class Average	42%	47%
Student-Athlete Academic Success Rate		64%

*Only students receiving athletic aid are included in this report

Undergraduate Enrollment Data indicates the number of full-time, undergraduate, baccalaureate, degree-seeking students enrolled for the 2021 fall term and the number of men and women in each racial or ethnic group. This data also identifies how many student-athletes were enrolled and received athletics aid for the 2021-2022 academic year and the number of men and women in each racial or ethnic group.

Undergraduate Enrollment Data						
All Full-Time Baccalaureate-Degree Seeking Students Enrolled 2021-2022						
	All Students			Student-Athletes		
	Men	Women	Total	Men	Women	Total
American Indian	9	9	18	1	0	1
Asian	3	5	8	0	1	1
Black	44	13	57	31	2	33
Hispanic or Latino	62	88	150	16	15	31
Native Hawaiian / Pacific Islander	1	1	2	1	0	1
Non-Resident Alien	11	13	24	1	4	5
Two or More	23	27	50	9	6	15
Unknown	0	1	1	0	0	0
White	436	695	1131	94	64	158
Total	589	852	1441	153	92	245

*Only students receiving athletic aid are included in this report

Enrollment of Student Athletes		
Number of Students by Sports Category		
	Men	Women
Basketball	15	19
Cross Country / Track	35	27
Football	79	
Other	24	46

*Only students receiving athletic aid are included in this report

Source: 2021 NCAA Graduation Report



NCAA Graduation Report

The Graduation Rates Institution Report provides information about two groups of students:

- 1) All undergraduate students who were enrolled in a full-time program of study for a baccalaureate degree
- 2) Student-athletes who received athletics aid from the school for any period of time during their entering year. Athletics aid is a grant, scholarship, tuition waiver or other assistance from a college or university that is awarded on the basis of a student’s athletics ability.

The graduation rate (percent) is based on a comparison of the number (N) of students who entered Chadron State College and the number of those who graduated within six years. For example, if 100 students entered and 60 graduated within six years, the graduation rate is 60%.

Graduation Rate Data for All Students												
	Men				Women				Total			
	2015-2016		4-Class		2015-2016		4-Class		2015-2016		4-Class	
	N	%	N	%	N	%	N	%	N	%	N	%
American Indian	5	40%	17	35%	6	0%	17	12%	11	18%	34	24%
Asian	***	***	4	50%	***	***	3	67%	***	***	7	57%
Black	19	16%	61	15%	4	50%	10	20%	23	22%	71	15%
Hispanic or Latino	15	27%	80	29%	17	24%	64	45%	32	25%	144	36%
Pacific Islander	***	***	3	0	***	***	6	0	***	***	9	0%
Non-Resident Alien	4	50%	14	79%	8	25%	25	36%	12	33%	39	51%
Two or More	8	38%	38	39%	7	57%	21	67%	15	47%	59	49%
Unknown	***	***	62	37%	***	***	33	45%	***	***	95	40%
White	130	36%	536	40%	180	46%	736	48%	310	42%	1272	45%
Total	184	34%	815	37%	229	43%	915	47%	413	39%	1730	42%

*Only students receiving athletic aid are included in this report



NCAA Graduation Report

Two different measures of graduation rates are presented in this report. Federal Graduation Rate and Academic Success Rate. The Federal Graduation Rate indicates the percentage of freshmen who entered and received athletics aid during a given academic year who graduated within six years. The ASR adds to the first-time freshmen, those students who entered midyear, first-time freshmen who did not receive athletics aid but participated in athletics, and student-athletes who transferred into CSC and participated in athletics. Both the Federal Graduation Rate and the ASR subtracts students from the entering cohort who are considered allowable exclusions (i.e. those who either die or become permanently disabled, those who leave the school to join the armed forces, foreign services or attend a church mission). In addition, the ASR subtracts those who left the institution prior to graduation, had athletics eligibility remaining and would have been academically eligible to compete had they returned to the institution.

Graduation Rate Data for Student Athletes															
Academic Success Rate															
	Men					Women					Total				
	2015-2016		4-Class		ASR	2015-2016		4-Class		ASR	2015-2016		4-Class		ASR
	N	%	N	%	%	N	%	N	%	%	N	%	N	%	%
American Indian	0	-	***	***	***	0	-	***	***	***	0	-	***	***	***
Asian	0	-	***	***	***	0	-	***	***	***	0	-	***	***	***
Black	18	28%	47	28%	42%	3	33%	4	25%	50%	21	29%	51	27%	43%
Hispanic	***	***	25	20%	33%	-	-	13	54%	75%	-	-	38	32%	45%
Pacific Islander	***	***	***	***	***	***	***	***	***	***	***	***	***	***	***
Non-Res Alien	0	-	0	-	-	0	-	0	-	-	0	-	0	-	-
Two or More	5	60%	20	50%	54%	0	-	4	50%	71%	5	60%	24	50%	58%
Unknown	0	-	9	11%	13%	0	-	0	-	-	0	-	9	11%	13%
White	38	34%	161	48%	67%	25	48%	91	67%	89%	63	40%	252	55%	75%
Total	68	32%	267	40%	56%	32	44%	118	61%	83%	100	36%	385	47%	64%

*Only students receiving athletic aid are included in this report



Student Engagement

2021-2022 Fact Book



National Survey of Student Engagement (NSSE)

Student engagement represents two critical features of collegiate quality. The first is the amount of time and effort students put into their studies and other educationally purposeful activities. The second is how the institution resources, courses, and other learning opportunities facilitate student participation in activities that matter to student learning. NSSE surveys undergraduate students in their first and final years to assess their levels of engagement and related information about their experience at Chadron State College.

NSSE annually collects information at hundreds of four-year colleges and universities about student participation in activities and programs that promote their learning and personal development. The results provide an estimate of how undergraduates spend their time and what they gain from attending their college or university. Institutions use their data to identify aspects of the undergraduate experience that can be improved through changes in policy and practice.

Colleges and universities participate in NSSE because they want to learn more about what their students think and how they can improve the undergraduate experience at their institution. The survey is completed by a random sample of students.

*CSC assesses student engagement every other year by participating in the National Survey of Student Engagement (NSSE). In the 2021-2022 academic year, CSC did not participate in NSSE. To view data from the prior participation cycle please see the Student Engagement section in the 2020-2021 Fact Book.



Credit Hour Production

2021-2022 Fact Book



General Admission Information

The Board of Trustees for the Nebraska State Colleges establishes a schedule of tuition and fees to be charged by the State Colleges (NSCS Board Policy 6021). Specific courses may have additional assessed fees. Online courses are assessed at a combined-tuition-and-fees set rate per credit hour. See current tuition and fees at <https://www.csc.edu/businessoffice/tuition-and-fees/>. On-campus housing rates are also available at <https://www.csc.edu/housing/housing-rates/>. Payment plans are available upon discussion with the CSC Business Office at <https://www.csc.edu/businessoffice/payment-plans/>. Account information is distributed through MyCSC. Students should check their account balance regularly. For more information about costs, visit <https://www.csc.edu/businessoffice/tuition-and-fees/>.

Chadron State College is committed to the policy that all persons have equal opportunity and access to programs without discrimination on the basis of race, color, national origin, marital status, gender, age, religion, or disability. All students seeking admission for enrollment must complete the Application for Admission and submit all related documents before final acceptance can be granted. All materials become the property of Chadron State College and will not be returned. Admission may be revoked if granted on the basis of false information willfully submitted, or if the disclosure of facts required in the application process are intentionally concealed or omitted.

Chadron State College shall admit as students those persons who have graduated from an accredited high school or who present evidence of the achievement of a High School Equivalency Certificate based on the General Educational Development examination.

CIVILITY

Civil behavior enhances the learning environment and is expected at all times. Courtesy and respect for others are essential elements to the learning process. Courses offered through Chadron State College welcome a difference of opinion, discourse, and debate within a civil environment. Please refer to NSCS Board Policy 3100 (Conduct and Discipline; Students) for further information.

CLASS ATTENDANCE AND/OR PARTICIPATION POLICY

The College assumes that students will seek to profit from the instructional program and will recognize the importance of attending every class meeting or courses for which credit is expected. Responsibility for notifying faculty of absences, and for arranging potential make-up rests with the students. In courses that utilize an online format, students are expected to participate in an appropriate and frequent manner, as determined by the course instructor.

Source: <http://catalog.csc.edu/undergraduate/costs-financial-aid/> 12/07/22
<https://www.csc.edu/admissions/> 12/07/22
<https://app.policyiq.com/ChadronStateCollege/Content/View/3432?Key=c320bad9-cae1-4820-bac1-ec7a3b6d69ba> 12/07/22
<http://catalog.csc.edu/undergraduate/expectations-academic-conduct/> 12/07/22



Definitions of Course Formats

Students are expected to achieve course learning outcomes irrespective of the course delivery formats or modality of instruction. Significant factors in student achievement or outcomes or competencies include active participation and focused efforts. At a minimum, one course credit consists of a 45-hour time commitment that includes:

- Designed learning activities (e.g. lectures, peer teaching presentations, and for student group work) that are the equivalent of at least 15 hours of instruction and student work.
- Student effort involving a *minimum* of 30 hours of preparation, practice, review, and study beyond the designed learning activities.

The completion of the 45-hour time commitment does not ensure a passing grade. Achievement of the course outcomes or competencies must be demonstrated.

CLASSROOM BASED COURSES

Classroom-based courses require participation within the traditional classroom and are *not* distance learning courses.

- 01-1000 Face-to-Face courses are conducted in an on-site face-to-face format or mode of instruction.
- 99 Hybrid sections are conducted in an on-site face-to-face format or mode of instruction with a virtual learning experience and/or component.
- 89 Blended sections accommodate both on-campus and distance learners

DISTANCE EDUCATION COURSES

Distance learning courses are available entirely on the Internet:

- 79 Online sections require that all students participate completely online. This involves faculty-to-student and student-to-student interaction.
- 89 Blended sections are designed to accommodate both On-campus learners and distance learners. Campus-based learners have online access to course materials, but are required to attend regularly scheduled face-to-face classroom instruction.

DUAL-CREDIT (ACES) COURSES

ACES (Access to College Engagement to Success) or dual-credit refers to courses taught to high school students for which the students receive both high school credit and college credit.

48 Face-to-Face sections are conducted in an approved high school.



Definitions of Course Formats

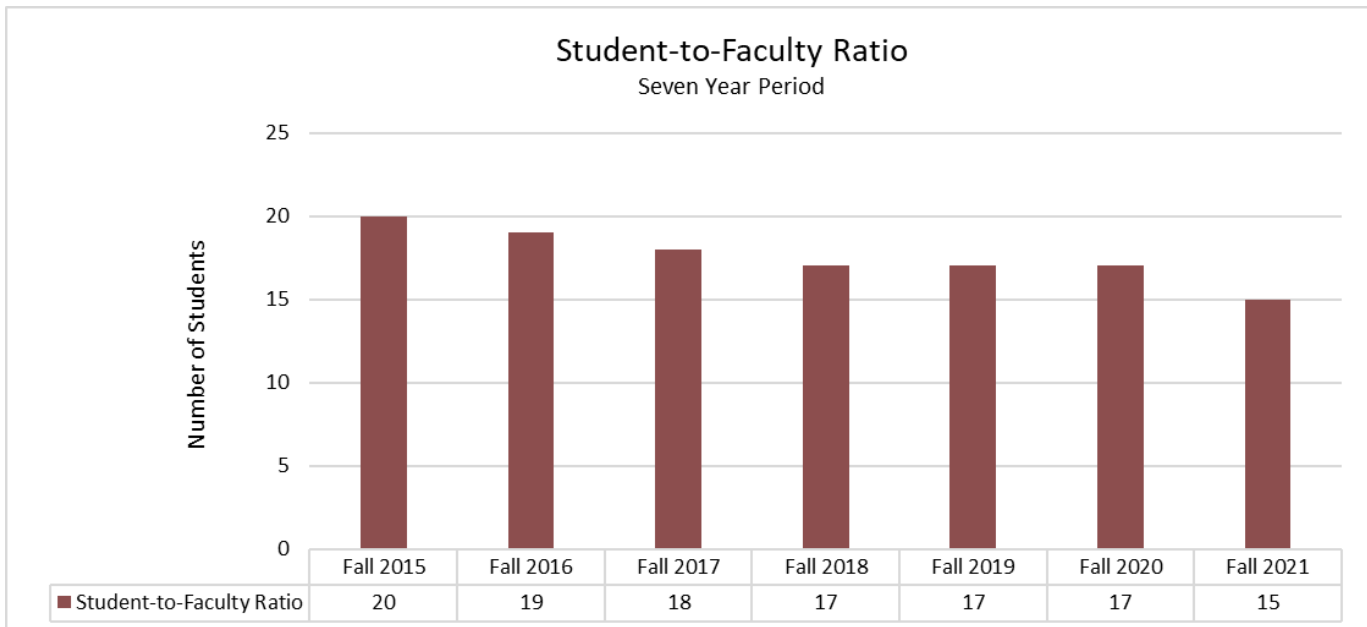
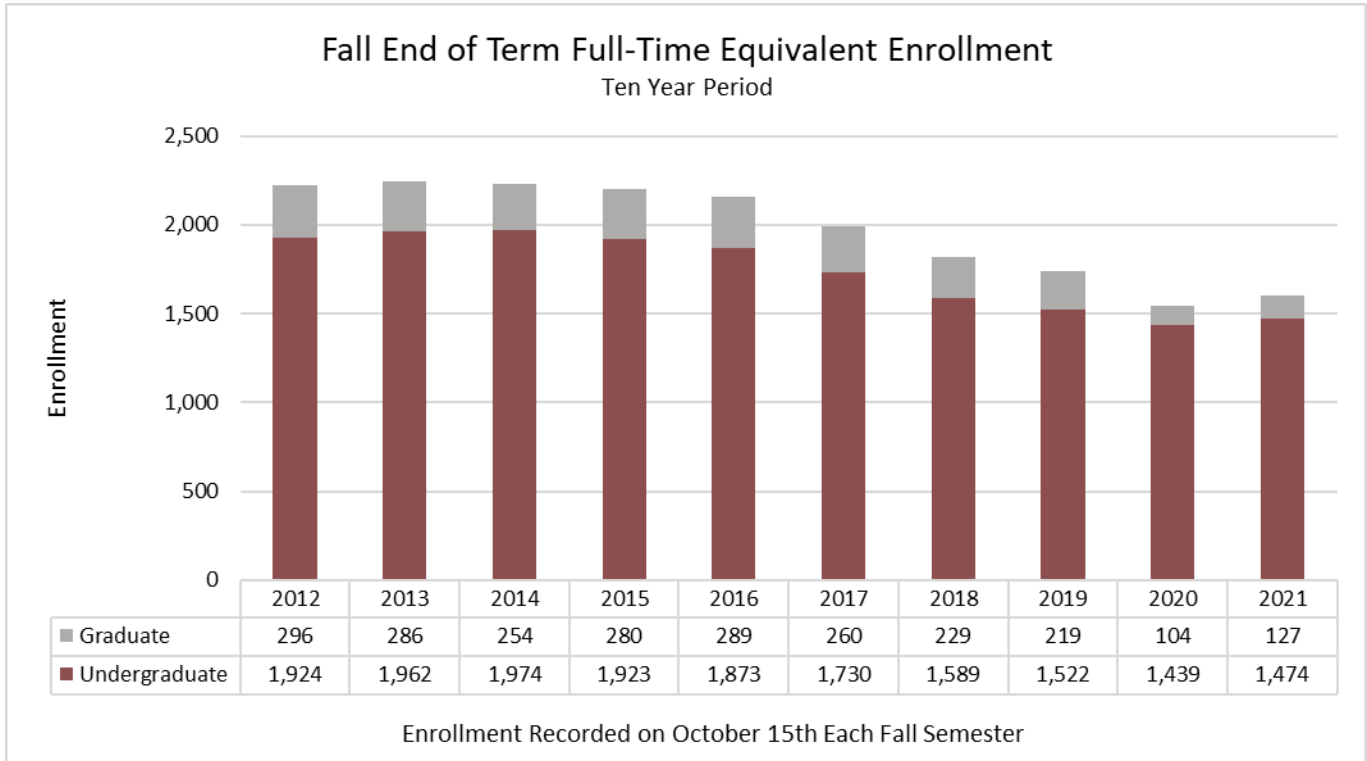
OFF-CAMPUS ONSITE COURSES

Off-campus onsite course sections are conducted in a classroom geographically separate from the CSC campus in Chadron, NE. These locations do not have a full range of administrative and student services staffed by the facilities personnel. Such services are provided in Chadron. A facility may provide access to instruction requiring students to be present at a physical location that receives interactive video or other forms of web-based instruction. The following course sections are characterized as off-campus onsite courses:

- 4000 Face-to-Face, Synchronous, or Interactive Television sections are conducted in Scottsbluff.
- 6500 Face-to-Face, Synchronous, or Interactive Television sections are conducted in North Platte.



Full-Time Equivalent Enrollment

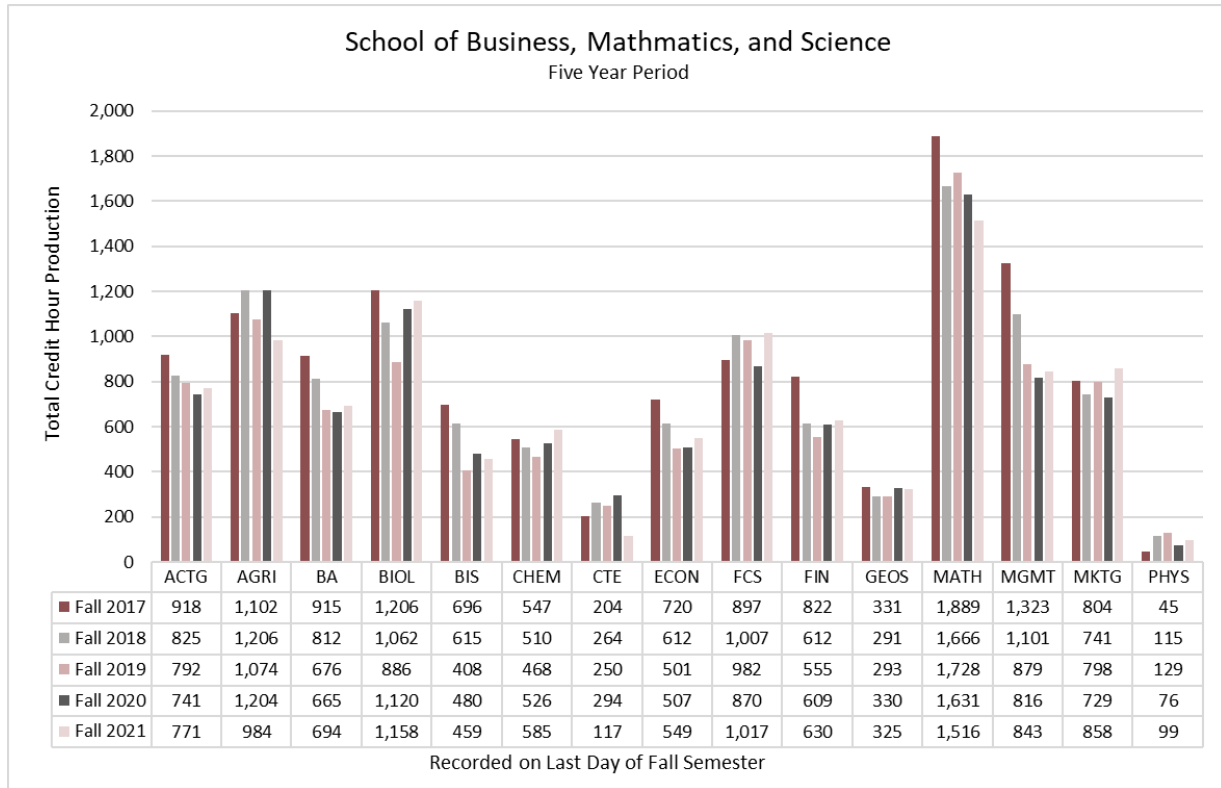


Source: IPEDS Fall Enrollment Report



CREDIT HOUR PRODUCTION

Credit Hour Production



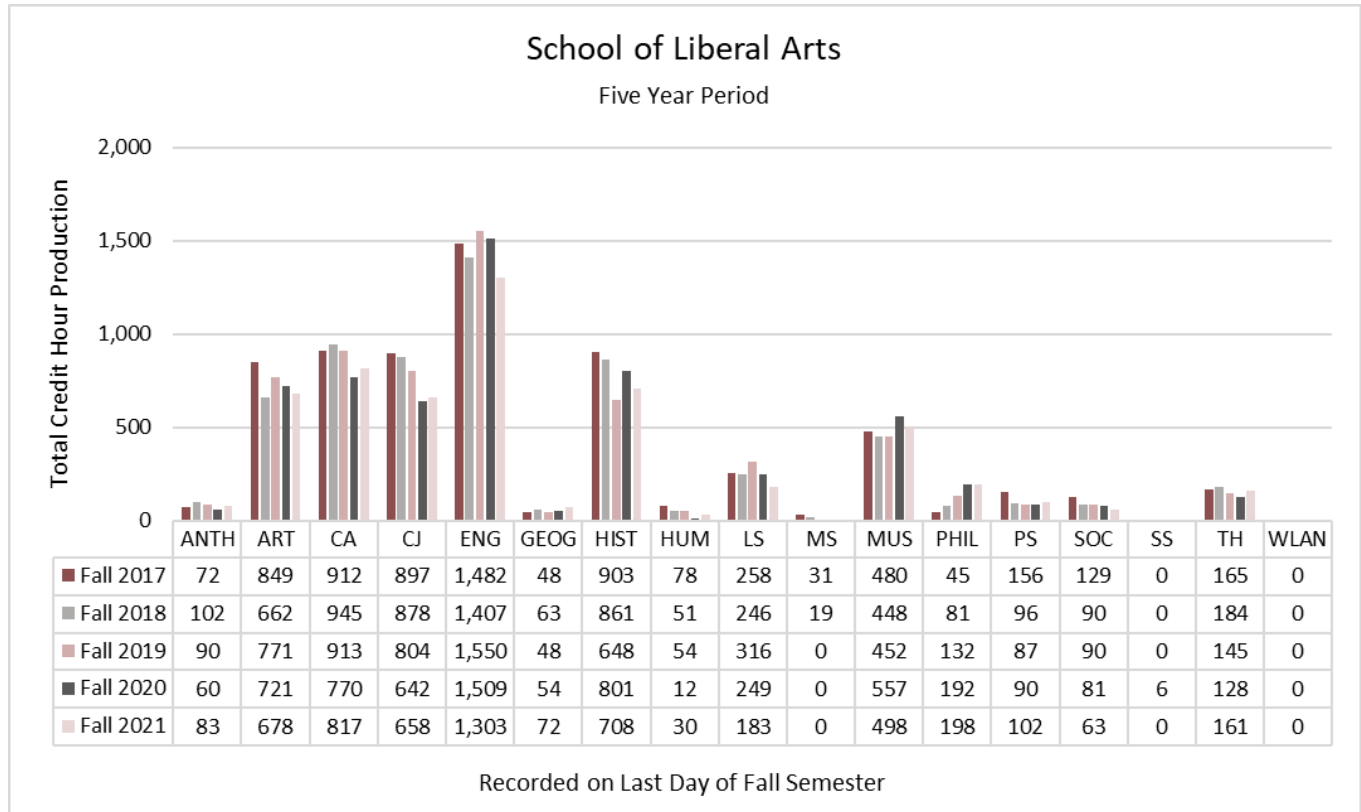
ACTG	Accounting
AGRI	Agriculture
BA	Business Administration
BIOL	Biology
BIS	Business Information Systems
CHEM	Chemistry
CTE	Comprehensive Technical Education
ECON	Economics
FCS	Family and Consumer Sciences
FIN	Finance
GEOS	Geoscience
MATH	Mathematics
MGMT	Management
MKTG	Marketing/Entrepreneurship
PHYS	Physical Science

Source: End of Term Student Course Information Freeze Files, Office of Institutional Research



CREDIT HOUR PRODUCTION

Credit Hour Production



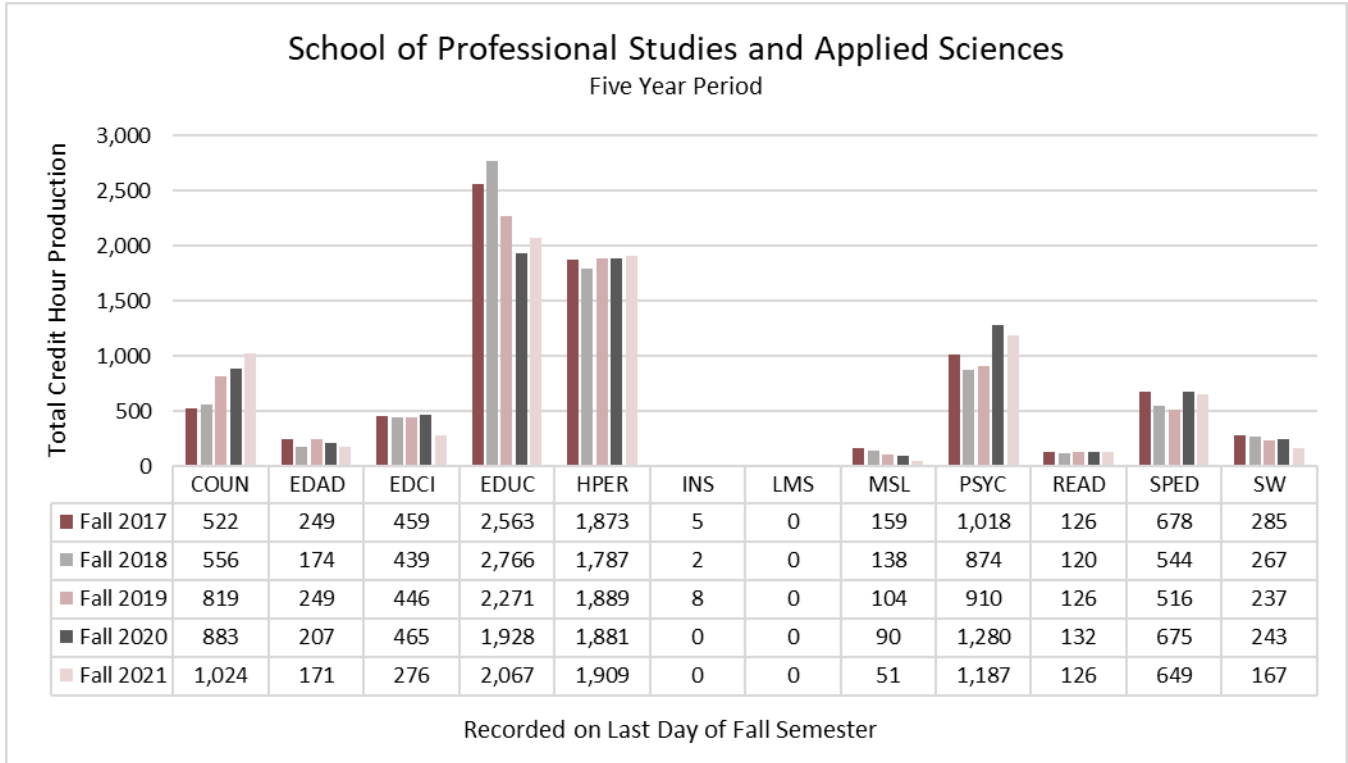
ANTH	Anthropology
ART	Art
CA	Communication Arts
CJ	Criminal Justice
ENG	English
GEOG	Geography
HIST	History
HUM	Humanities
LS	Legal Studies
MS	Museum Studies
MUS	Music
PHIL	Philosophy
PS	Political Science
SOC	Sociology
SS	Social Science
TH	Theatre
WLAN	World Language

Source: End of Term Student Course Information Freeze Files, Office of Institutional Research



CREDIT HOUR PRODUCTION

Credit Hour Production



COUN	Counseling
EDAD	Education Administration
EDCI	Education Curriculum Instruction
EDUC	Education
HPER	Health, Physical Education, and Recreation
INS	Inservice
LMS	Library
MSL	Military Science Leadership
PSYCH	Psychological Studies
READ	Reading
SPED	Special Education
SW	Social Work

Source: End of Term Student Course Information Freeze Files, Office of Institutional Research



Academic Review Program Summary - Undergraduate

	2017-2018	2018-2019	2019-2020	2020-2021	2021-2022	5 Year Average	5 Year Percent Change
Art and Theatre*	57	53	54	48	40	50	-29.82%
Business*	466	431	407	373	400	415	-14.16%
Communication Arts	29	33	29	26	24	28	-17.24%
Elementary Education – Early Childhood*	224	213	184	173	173	193	-22.77%
English – Humanities*	48	50	45	38	48	46	0.00%
Family & Consumer Sciences*	42	35	42	38	41	40	-2.38%
History*	31	21	27	30	24	27	-22.58%
HPER*	174	149	154	140	150	153	-13.79%
Interdisciplinary Studies	40	31	51	55	64	48	60.00%
Justice Studies	141	131	136	110	98	123	-30.50%
Life Sciences*	193	172	160	172	184	176	-4.66%
Mathematics*	63	58	61	57	54	59	-14.29%
Music*	28	27	21	26	23	25	-17.86%
Physical Sciences*	35	42	37	46	53	43	51.43%
Psychology	107	77	87	107	99	95	-7.48%
Range Management	137	136	132	136	123	133	-10.22%
Social Science*	32	37	32	20	20	28	-37.50%
Social Work	55	51	38	39	28	42	-49.09%
Special Education*	79	74	70	100	106	86	34.18%
Technical Occupations	27	27	28	18	12	22	-55.56%

*Secondary Education included



Academic Review Program Summary - Graduate

	2017-2018	2018-2019	2019-2020	2020-2021	2021-2022	5 Year Average	5 Year Percent Change
Arts and Education	221**	213**	234	248	248	233	12.22%
Education*	93	77	67	57	54	70	-41.94%
Business Administration	172	128	93	84	98	115	-43.02%
Organizational Management	66	63	60	63	49	60	-25.76%

*Secondary Education included

** 2017 Reorganization of Counseling, Arts, and Education



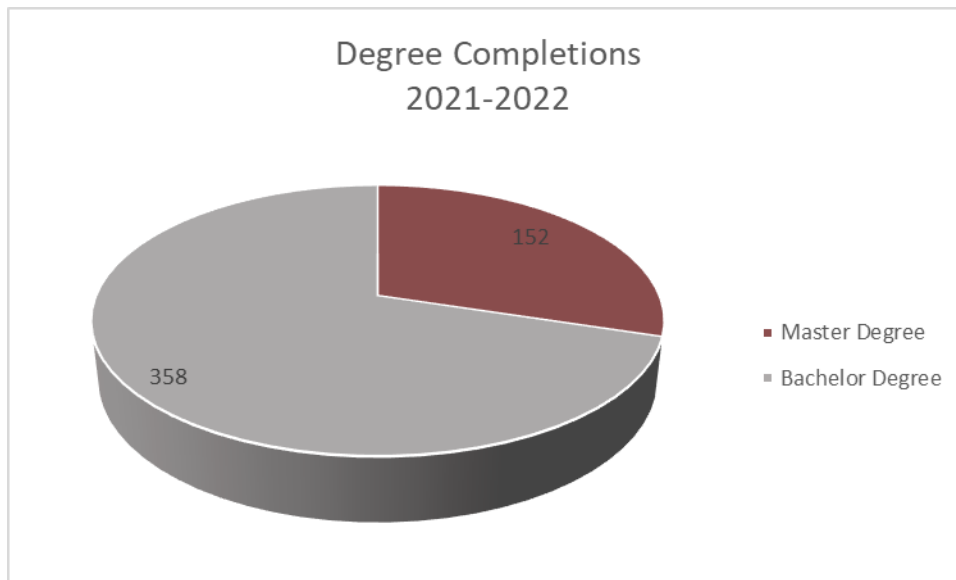
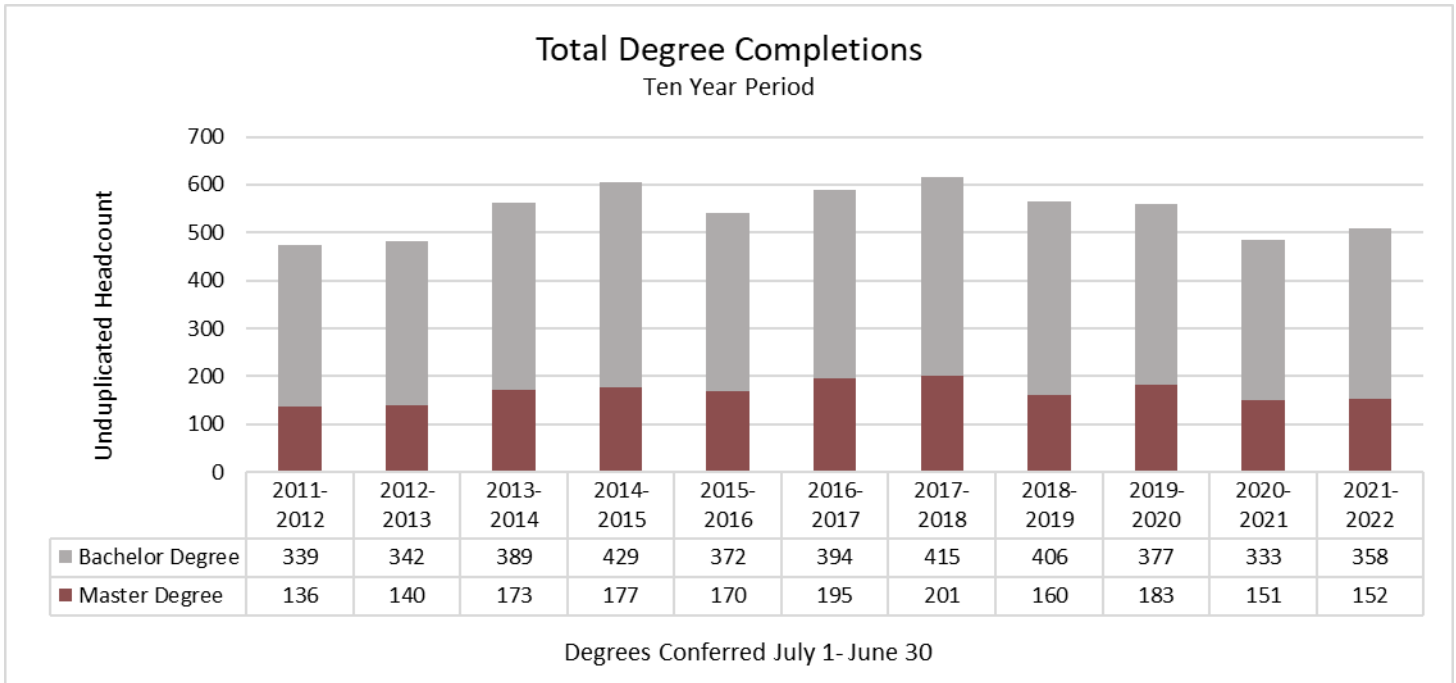
Degrees Conferred

2021-2022 Fact Book



DEGREES CONFERRED

Degrees Conferred



Source: IPEDS Completion Data, Office of Institutional Research



DEGREES CONFERRED

Degrees Conferred

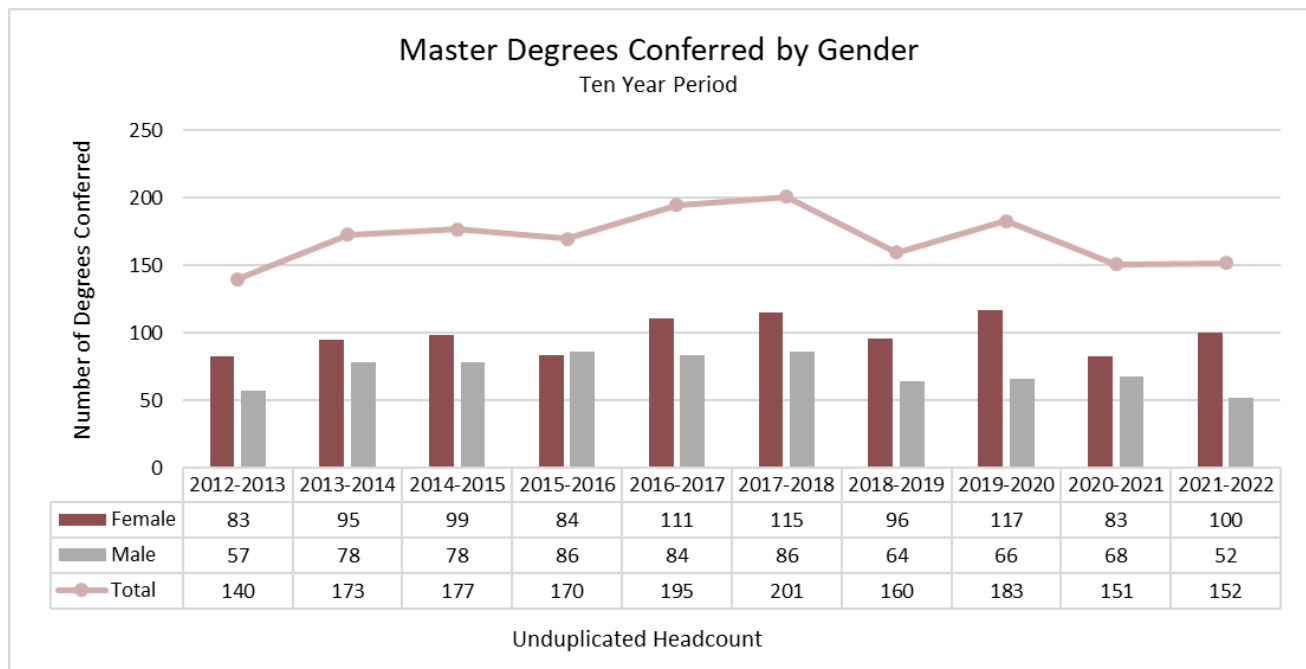
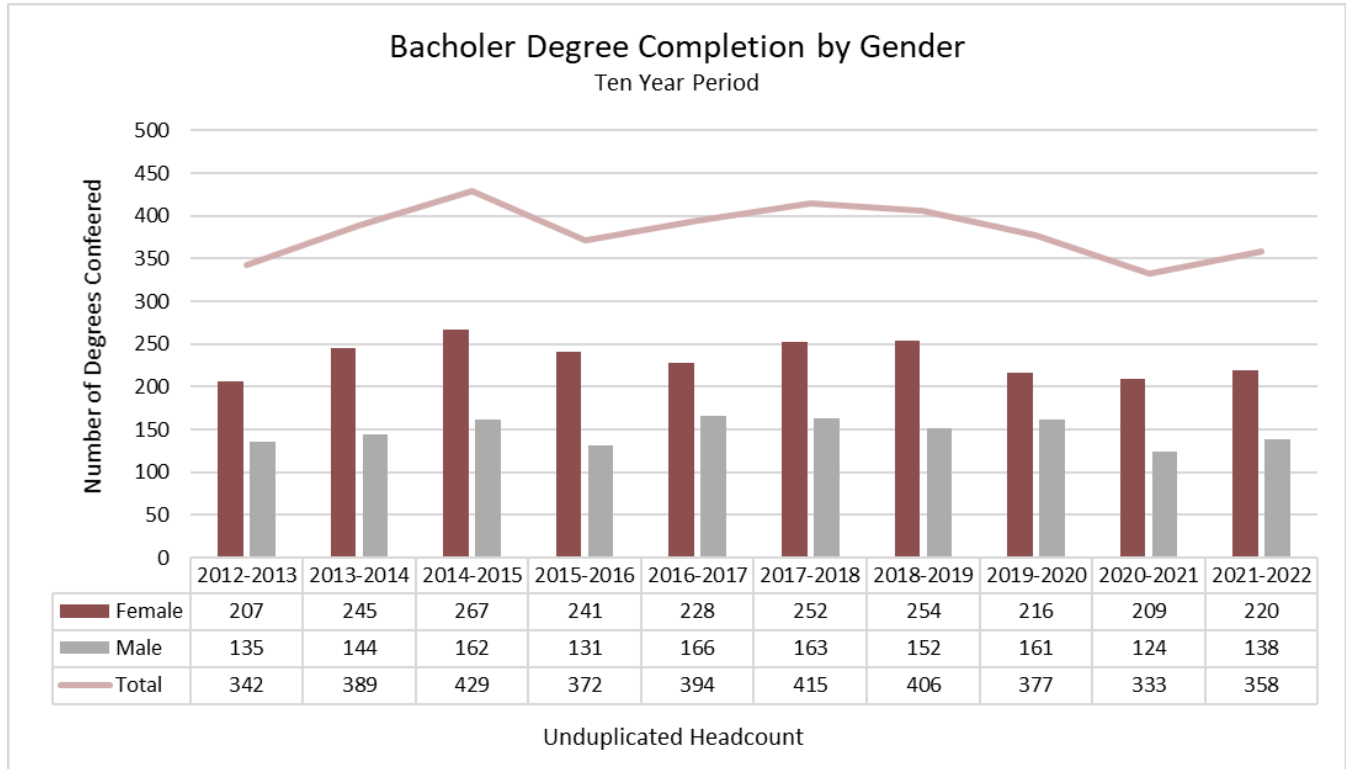
Degrees Conferred 2021-2022		
Program	Bachelors*	Masters
Art Studies, General	3	
Biological Sciences	13	
Business Administration and Management	80	32
Corrections and Criminal Justice	21	
Drama and Dramatic/ Theater Arts		
Education	85	78
English Language and Literature	7	
Health/Medical Preparatory Programs		
Family Consumer Sciences	1	
History	5	
Multi Interdisciplinary Studies/Technical Occupations	65	
Liberal Arts and Sciences		13
Library and Information Science		
Mathematics	5	
Music	1	
Organizational Behavior Studies		19
Parks, Recreation, Leisure and Fitness	16	
Physical Sciences	4	
Psychology and Counseling Psychology	19	10
Range Science and Management	28	
Social Work	7	
Speech Communication and Rhetoric	8	
Theatre Arts		
Total Degrees Completed	368	152

*Total Degrees Completed include 1st Major and 2nd Major



DEGREES CONFERRED

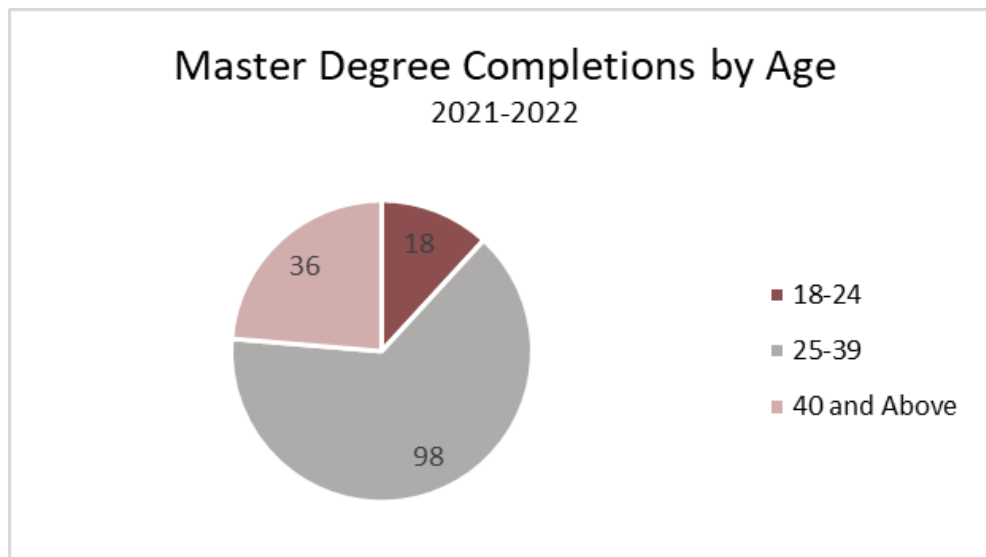
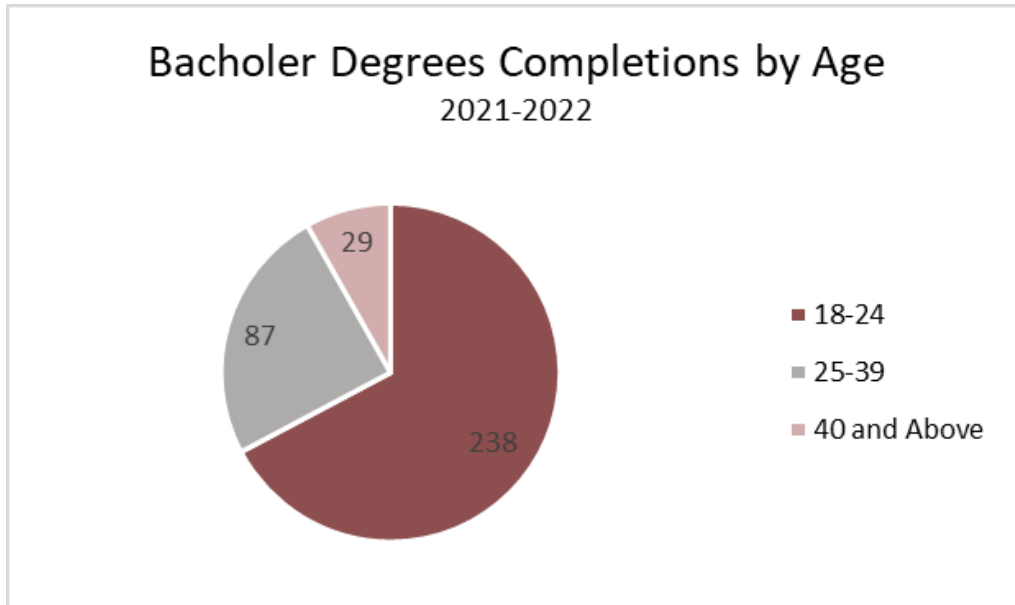
Degrees Conferred



Source: IPEDS Completion Data, Office of Institutional Research



Degrees Conferred



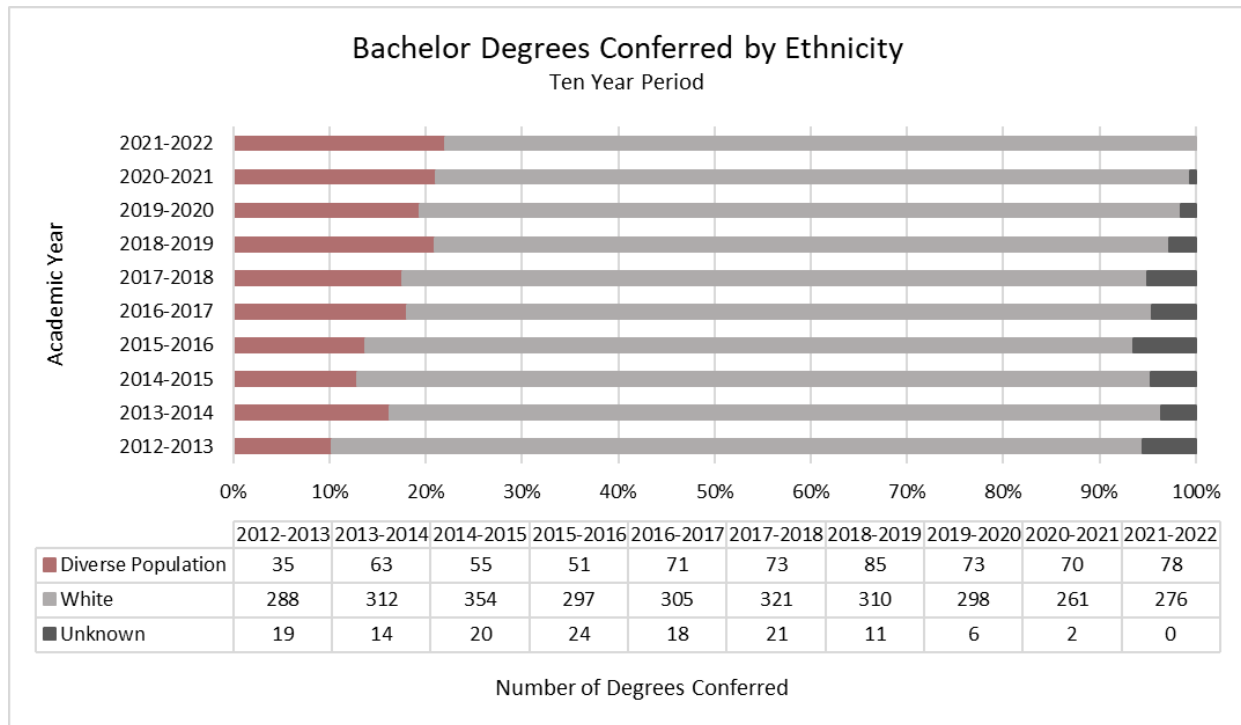
Source: IPEDS Completion Data, Office of Institutional Research



DEGREES CONFERRED

Bachelor Degrees Conferred

Bachelor Degrees Conferred by Ethnicity										
Five Year Period										
	International	Asian	Black	Hispanic	Native American	Pacific Islander	White	Two or More	Unknown	Total
2017-2018	15	5	11	30	3	1	321	8	21	415
2018-2019	7	44	6	3	7	1	310	17	11	406
2019-2020	13	29	1	1	13	2	298	14	6	377
2020-2021	9	2	10	30	4	0	261	15	2	333
2021-2022	8	4	13	38	2	3	276	10	0	354



Ten Year Percent Change in Bachelor Degrees Conferred		
Fall 2012-Fall 2021		
Diverse Populations	White	Total Headcount
123%	-4%	4%

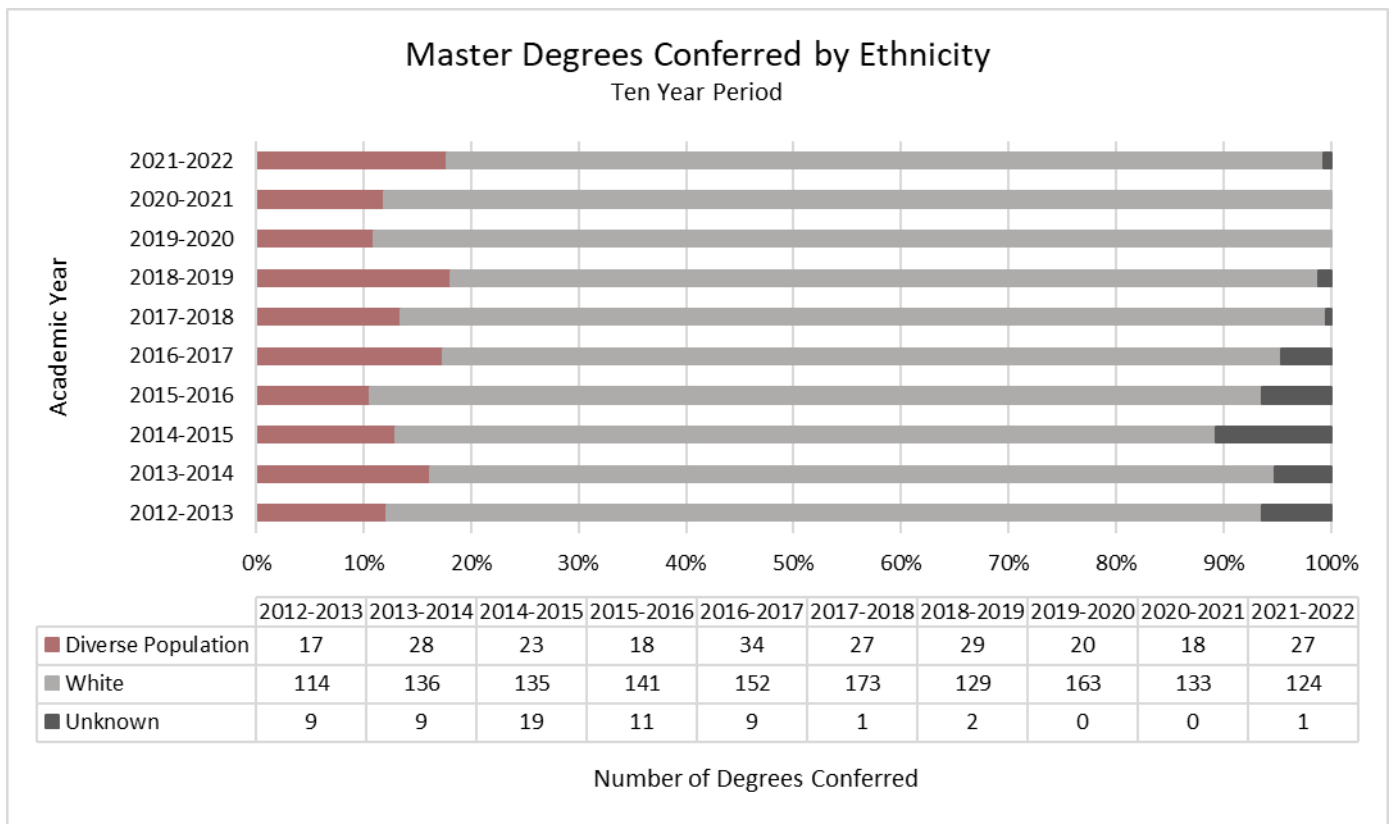
Source: IPEDS Completion Data, Office of Institutional Research



DEGREES CONFERRED

Masters Degrees Conferred

	International	Asian	Black	Hispanic	Native American	Pacific Islander	White	Two or More	Unknown	Total
2017-2018	3	3	9	7	1	0	173	4	1	201
2018-2019	2	6	3	5	10	1	129	2	2	160
2019-2020	2	8	1	2	3	1	163	3	0	160
2020-2021	6	1	3	4	0	0	133	4	0	151
2021-2022	4	3	4	13	1	0	124	2	1	152



Diverse Populations	White	Total Headcount
59%	9%	9%

Source: IPEDS Completion Data, Office of Institutional Research



Graduates

2021-2022 Fact Book



Office of Career and Academic Planning Services

Each year the Office of Career and Academic Planning Services produces a report about the previous year's graduates. This report covers graduates that received Bachelor's or Master's degrees. This information is intended to assist currently enrolled and prospective students in selecting academic majors and making career decisions.

Reports collected by Career and Academic Planning Services can be accessed here:

<https://www.csc.edu/careerservices/>

Status of Graduates 2021-2022 Career Fair and Interview Days

Chadron State College did not host career fairs or teacher interview days during the 2021-2022 academic year.



Financial Resources

2021-2022 Fact Book



Financial Aid

FEDERAL GRANTS

Federal grants are based on financial need and do not have to be repaid. You must submit the FAFSA to Chadron State to determine if you qualify. The types of federal grants that may be available are:

- Federal Pell Grants: Pell grants are awarded only to undergraduate students who have not earned a bachelor's or professional degree. Eligibility is based on enrollment status, cost of attendance, and expected family contribution.
- Federal Supplemental Educational Opportunity Grant (SEOG): Federal Supplemental Educational Opportunity Grants are awarded to undergraduate students seeking first bachelor's degree who have exceptional financial need. These funds are limited and are awarded on a first-come-first-serve-basis.

WORK STUDY

Federal Work Study is awarded to undergraduate students based on financial need and availability of funds. When you submit the FAFSA to Chadron State you must indicate you are interested in Federal Work Study to be considered. This program provides job opportunities for you to earn money to help offset educational expenses for the academic year. These funds are limited and awarded on a first-come, first-served basis to students who submit FAFSA by the priority deadline February 1st. Work Study permits and information regarding employment opportunities are emailed to your EagleMail account at the beginning of each term. *It is important to know that a work-study award provides you with the potential to earn funds and is not a guarantee that the you will earn the entire amount awarded. You must accept the award, find a job, and work hours to earn the award.*

FEDERAL DIRECT STUDENT LOANS

The federally funded loan program includes both need-based and non-need-based loans available to undergraduate and graduate students. Students must submit a FAFSA application to determine eligibility. Eligibility depends upon the student's enrollment status, grade level, and prior borrowing.

- Subsidized Direct Loans are need-based and interest free while the student is enrolled at least half time.
- Unsubsidized Direct Loans are non-need-based and interest accrues while the student is enrolled in school.

The interest rate varies depending on the loan type and (for most types of federal student loans) the first disbursement date of the loan. Fixed interest rates for Federal Direct Loans disbursed between July 1, 2022 and June 30, 2023:

- Undergraduate, subsidized and unsubsidized: 4.99%
- Graduate, unsubsidized only: 6.54%
- Direct PLUS Loan: 7.54%

Source: <https://studentaid.gov/understand-aid/types/loans/interest-rates> 1/18/23
<https://www.csc.edu/start/financial-aid/paying-for-college/> 1/24/23



Financial Aid

FEDERAL AGGREGATE STUDENT LOAN LIMITS

YEAR	DEPENDENT STUDENTS (except students whose parents are unable to obtain PLUS Loans)	INDEPENDENT STUDENTS (and dependent undergraduate students whose parents are unable to obtain PLUS Loans)
First-Year Undergraduate Annual Loan Limit	\$5,500—No more than \$3,500 of this amount may be in subsidized loans.	\$9,500—No more than \$3,500 of this amount may be in subsidized loans.
Second-Year Undergraduate Annual Loan Limit	\$6,500—No more than \$4,500 of this amount may be in subsidized loans.	\$10,500—No more than \$4,500 of this amount may be in subsidized loans.
Third-Year and Beyond Undergraduate Annual Loan Limit	\$7,500—No more than \$5,500 of this amount may be in subsidized loans.	\$12,500—No more than \$5,500 of this amount may be in subsidized loans.
Graduate or Professional Students Annual Loan Limit	Not Applicable (all graduate and professional students are considered independent)	\$20,500 (unsubsidized only)
Subsidized and Unsubsidized Aggregate Loan Limit	\$31,000—No more than \$23,000 of this amount may be in subsidized loans.	\$57,500 for undergraduates—No more than \$23,000 of this amount may be in subsidized loans. \$138,500 for graduate or professional students—No more than \$63,500 of this amount may be in subsidized loans. The graduate aggregate limit includes all federal loans received for undergraduate study.

For most students the annual loan limits are applicable to a scheduled academic year which begins with the fall semester and ends with the summer session. All CSC Direct Loan borrowers who are graduating, leaving school, or dropping below half-time (6 credit hours) enrollment are required to complete Exit Loan Counseling. To complete Exit Counseling you must go online to <https://studentaid.gov/>.

FEDERAL PARENTS PLUS LOANS

This federally funded Parent Loan for Undergraduate Students (PLUS) is available for parents of dependent undergraduate students. Parents may borrow up to the total cost of attendance less financial aid. Proceeds are to be used for educational expenses.

Repayment begins within 60 days after the second disbursement is made. However, interest begins to accrue on the date the first disbursement is made. Minimum monthly payments are \$50. The borrower may be allowed up to 10 years to repay the loan. PLUS Loans are subject to credit approval. You will receive your credit decision via email.

Should your PLUS Loan be denied, here are your options:

1. If applicable, you may appeal—this will be communicated to you in your denial letter.
2. You may pursue an Endorser (co-signer)
 1. Your Endorser will need to log into studentloans.gov using their own FSA ID and Password
 2. Your Endorser will click "Complete an Endorser Addendum" on the HOME page menu.
 3. You will need to provide your Endorser the Endorser Code or Award ID Number
3. You can let your student know the loan was denied and the student can request consideration for additional unsubsidized loans. Students must request this in writing by emailing start@csc.edu.

Source: <https://www.csc.edu/start/financial-aid/paying-for-college/> 1/24/23



Financial Aid

ASSISTANCE FOR NEBRASKA RESIDENTS

- **Nebraska Opportunity Grant (NOG)**
This gift aid is awarded to undergraduate students who have not earned a bachelor's or professional degree, who are residents of Nebraska, and who demonstrate financial need as defined by state statutes. This grant is awarded on a first-come first-serve basis.
- **TeamMates Program Award**
The TeamMates Program Award is a waiver of one-half resident tuition for four years (up to 16 credit hours per semester and up to a maximum of 128 hours toward an undergraduate degree). Recipients are identified by TeamMates and must meet TeamMates criteria including Nebraska residency, first-time freshmen, enrolled in at least 12 on-campus semester credit hours, in good academic standing with a minimum of a 2.5 GPA, and partnered with a TeamMates postsecondary mentor.

PROJECT STRIVE/TRIO PROGRAMS

Project Strive also has additional funds to be awarded to program participants based on need and established criteria requirements. In order to receive grant aid, students must:

- Be current participants in Project Strive
- Be in their first two years of postsecondary education
- Be currently receiving Federal Pell Grants
- Participate actively in Project Strive to ensure academic success
- Maintain a minimum 2.0 grade point average

SCHOLARSHIPS

Chadron State College offers a variety of competitive scholarships based on area of study, extracurricular activities, and academic criteria.



Undergraduate Financial Aid

Financial Aid				
Full-Time First Time Undergraduate Students 2020-2021				
Type of Aid	Number Receiving Aid	Percent Receiving Aid	Total Amount of Aid Received	Average Amount of Aid Received
Any Student Financial Aid*	392	98%		
Grant or Scholarship Aid	373	94%	\$3,162,944	\$8,480
Federal Grants <i>(duplicated)</i>	217	55%	\$1,303,863	\$6,009
Pell Grants	138	35%	\$656,780	\$4,759
Other Federal Grants	217	55%	\$647,083	\$2,982
State/Local Government Grant or Scholarships	51	13%	\$105,994	\$2,078
Institutional Grants or Scholarships	314	79%	\$1,753,087	\$5,583
Loans to Students <i>(duplicated)</i>	247	62%	\$1,018,546	\$4,124
Federal Student Loans	243	61%	\$909,721	\$3,744
Other Student Loans	10	3%	\$108,825	\$10,883

* Includes students receiving Federal work study aid and aid from other sources not listed above

Grants or Scholarship Aid				
Undergraduate Students 2020-2021				
Type of Aid	Number Receiving Aid	Percent Receiving Aid	Total Amount of Aid Received	Average Amount of Aid Received
Grant or Scholarship Aid*	1,408	78%	\$12,422,410	\$8,823
Pell Grants	577	32%	\$2,774,616	\$4,809
Federal Student Loans	960	53%	\$4,241,010	\$4,418

* Grant or scholarship aid includes aid received from the federal government, state or local government, the institution, and other sources known by the instruction.

Military Servicemembers and Veteran's Benefits				
Undergraduate and Graduate 2020-2021				
Type of Aid	Number Receiving Aid	Total Amount of Aid Received	Average Amount of Aid Received	
Post 9/11 GI Bill Benefits				
Undergraduate Students	19	\$96,681	\$5,088	
Graduate Students	7	\$23,316	\$3,331	
Department of Defense Tuition Assistance Program				
Undergraduate Students	6	\$21,452	\$3,575	
Graduate Students	3	\$7,500	\$2,500	

Source: Student Financial Aid Report, Office of Institutional Research



Campus Activities

2021-2022 Fact Book



NCAA Sports and Other Athletics

Chadron State College offers a well-rounded athletic program for the benefit of both the student body and the general public. Intercollegiate competition for men is available in football, basketball, wrestling, track and field, and cross-country. For women, intercollegiate competition is available in volleyball, basketball, track and field, cross country, wrestling, golf, and softball.

The Eagles belong to the Rocky Mountain Athletic Conference (RMAC) and the National Collegiate Athletic Association (NCAA), Division II. Intramurals are available for men, women, and co-ed teams in a variety of activities. The college also has a strong Physical Education Department, which annually produces outstanding teachers and coaches. Physical education, fitness and recreational activities on the Chadron State campus benefit greatly from the Nelson Physical Activity Center, one of the region’s outstanding multi-use facilities.

Varsity Athletes		
Final Roster Numbers		
	Men	Women
Basketball	17	23
Cross Country	19	9
Football	127	
Golf		7
Rodeo	17	13
Indoor Track	58	33
Outdoor Track	58	33
Softball		27
Volleyball		21
Wrestling	30	8
Total	326	174



Club sports include Cheer



Chadron State Intramural Sports provide participants the opportunity to participate in a fun but competitive atmosphere – and to get more involved with their friends and fellow students!

Sources: Equity in Athletics Disclosure Act (EADA) Report, Office of Institutional Research
<https://www.csc.edu/npac/intramural/>



Student Athletes by Men's Sport and Academic Plan

Fall 2021 Student Athletes By Department and Academic Plan	Basketball	Football	Rodeo	Wrestling	Track/ Cross Country	Sub-Total
GRADUATE	2	7		1		10
Business Administration MBA	1	1				2
Organizational Management		5		1		6
Professional Development	1					1
School Counseling		1				1
UNDERGRADUATE	15	115	17	28	51	226
Biology	2	6			4	12
Business Administration	5	38	11	10	12	76
Communication Arts	2	2				4
Elementary Educ K-8					1	1
English Language Arts 7-12				1	1	2
General Business		5	1		1	7
Health & Phys Educ PK-12		3		1	2	6
Health Sciences					1	1
History 7-12		1		1		2
Interdisciplinary Studies		8		1		9
Justice Studies: Criminal Just		9		1	4	14
Justice Studies: Legal Studies		1			1	2
Mathematics		2	1			3
Mathematics 6-12		1				1
Middle Level Education		1				1
Music					1	1
Physical Education 7-12	1	2		1		4
Physical Sciences		1		1	1	3
Psychological Sciences		4		4	1	9
Rangeland Management		5	4	3	4	16
Science 7-12		1		1		2
Social Science 7-12					1	1
Social Work	1					1
Special Education Gen K-12		2				2
Sport, Fitness, & Recreation	2	12		1	5	20
Sports and Recreation Mgmt	1	8		2	11	22
Undeclared	1	3				4
Grand Total	17	122	17	29	51	236

Source: Student Athlete Listing (used to generate the Athletic Equity EADA report), Fall 2021



Student Athletes by Women’s Sport and Academic Plan

Fall 2021 Student Athletes By Department and Academic Plan	Basketball	Golf	Rodeo	Softball	Volleyball	Wrestling	Track/ Cross Country	Sub-Total
GRADUATE	2							2
Business Administration MBA								
Professional Development								
School Counseling	2							2
UNDERGRADUATE	21	7	12	24	21	6	31	122
Art		1						1
Biology	2			3	3	1	3	12
Business Administration	6	2	5	4	5	1	2	25
Business, Mktg, and IT 6-12					1			1
Communication Arts			1	1	1			3
Elementary Educ K-8	1		3	2	1		3	10
English Language Arts 7-12				1			1	2
Family and Consumer Sciences					2			2
FCS 6-12							2	2
General Business	2	2	1				1	6
Health & Phys Educ PK-12							1	1
Health Sciences					1		3	4
Interdisciplinary Studies				2			1	3
Justice Studies: Criminal Just		1		2		1	4	8
Justice Studies: Legal Studies	1			1				2
Mathematics 6-12				1				1
Middle Level Education	1							1
Nutrition and Dietetics							1	1
Physical Education 7-12	1							1
Physical Sciences				1	2			3
Psychological Sciences	3			2	3			8
Rangeland Management			1	1			2	4
Social Sciences 7-12						1		1
Social Work					1			1
Special Education Gen K-12						1		1
Sport, Fitness, & Recreation	3			3		1	4	11
Sports and Recreation Mgmt	1	1	1				3	6
Undeclared					1			1
Grand Total	23	7	12	24	21	6	31	124

Source: Student Athlete Listing (used to generate the Athletic Equity EADA report), Fall 2021



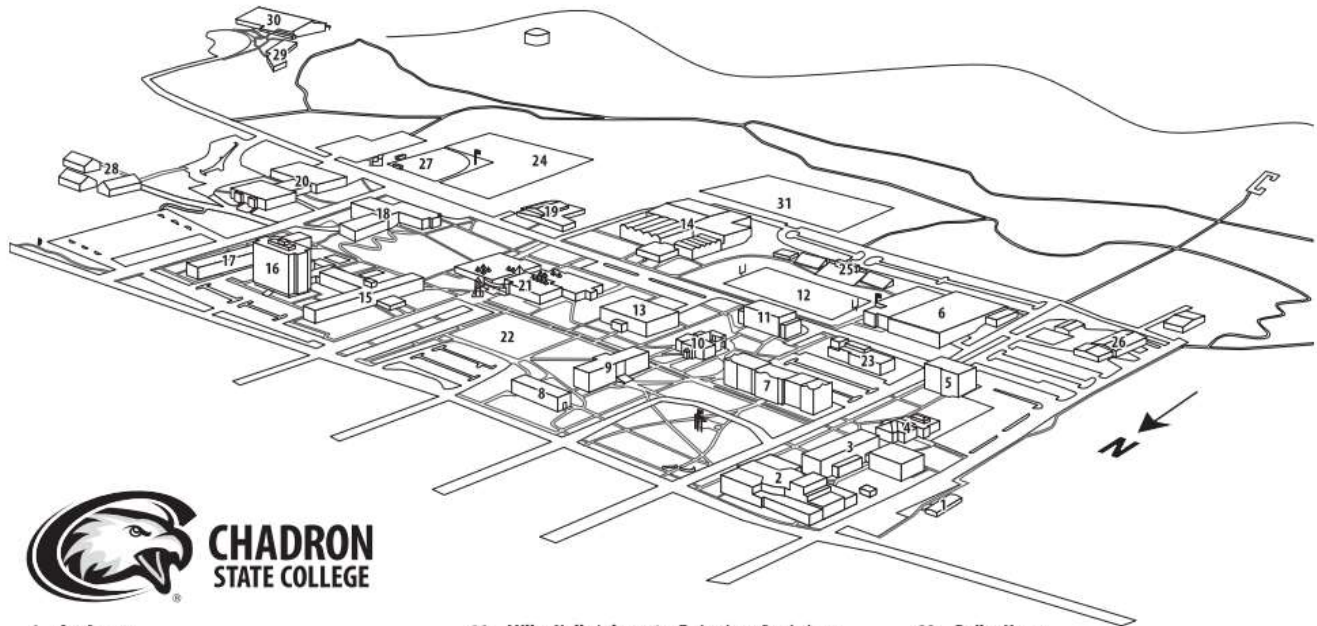
Facilities

2021-2022 Fact Book



FACILITIES

Campus Map

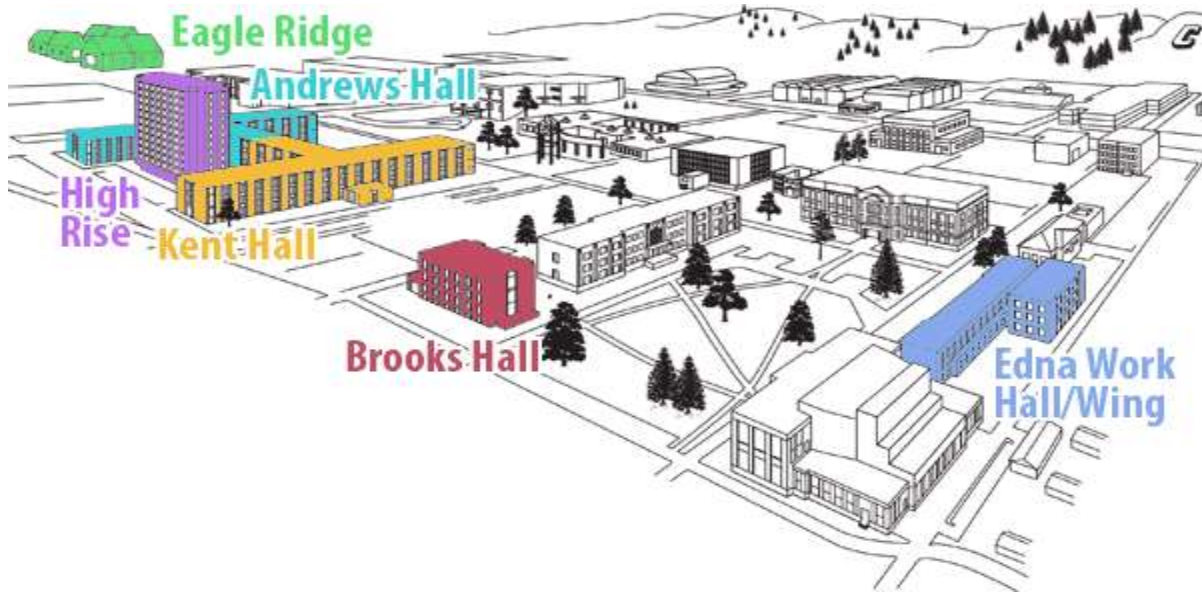


- | | | |
|--|--|---|
| <ul style="list-style-type: none"> 1. Art Annex 2. Memorial Hall - Fine Arts 3. Work Hall/Wing - Residence Hall 4. Mari Sandoz High Plains Heritage Center 5. Hildreth Hall 6. Nelson Physical Activity Center (NPAC) - Physical Education and Recreation 7. Old Admin - Social Sciences, Justice Studies, Education, Communication Arts, English and Humanities 8. Brooks Hall 9. Crites Hall - Student Services 10. Sparks Hall - Administrative Offices, Foundation | <ul style="list-style-type: none"> 11. Miller Hall - Information Technology, Psychology, Graduate Studies 12. Elliott Field/Don Beebe Stadium 13. King Library 14. Chicoine Center/Armstrong Gymnasium 15. Kent Hall - Residence Hall 16. High Rise - Residence Hall 17. Andrews Hall - Residence Hall 18. Math and Science Building COIL 19. National Guard Armory 20. Burkhiser Complex - Family & Consumer Sciences, Business, Agriculture, Print Shop 21. Student Center - The Pit, Dining Services 22. Amphitheatre | <ul style="list-style-type: none"> 23. Boiler House 24. Practice/Intramural Fields 25. Marshall Press Box 26. Maintenance Services Building 27. Softball Field 28. Eagle Ridge Housing Complex 29. Coffee Agriculture Pavilion 30. Rangeland Complex - Agriculture, Rangeland Management 31. Outdoor Track |
|--|--|---|

Source: College Relations Office




Campus Housing



Chadron State College takes great pride in our on-campus housing. Our residence halls offer double and single occupancy, in a variety of room arrangements. The rooms are spacious and well-furnished. All residence halls are located on campus, in close proximity to classrooms and campus activities.

CSC has six dormitory halls on campus in three different buildings: Andrews, Hall, Kent Hall, High Rise, Edna Hall, Edna Wing, and Eagle Ridge. Brooks hall is no longer being used. Room sizes are as follows:

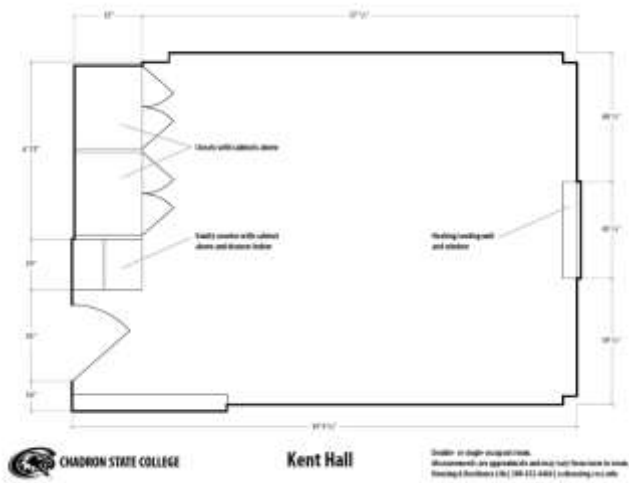
Andrews Hall



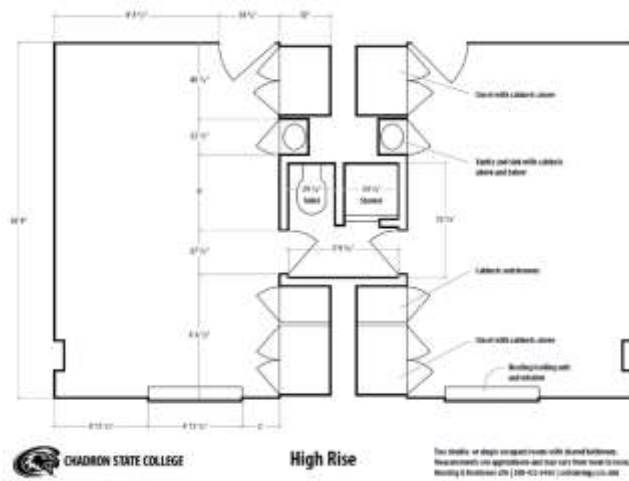


FACILITIES

Kent Hall



High Rise:



Edna Hall:



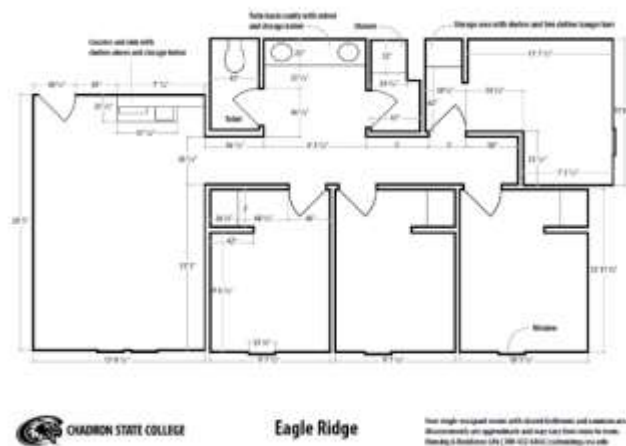


FACILITIES

Edna Wing:



Eagle Ridge:



Edna G. Work Hall (1932)

Currently housing predominantly upper-division students, this 39,111 GSF three-story building was built as a women's dormitory. It was expanded in the 1960s to provide additional student housing and was extensively renovated in 2008 into 48 suite-style rooms. A living room, measuring 15 feet by 12 feet 5, inches, separates the bedrooms, both of which measure 12 feet by 13 feet six inches. Each bedroom includes a complete bathroom. Optional furnishings include twin beds, a chair, a desk and a three-drawer dresser. Each floor features a laundry room, a community area with a TV, and a separate study room. Other amenities include a 24-hour computer lab with printing, and a 24-hour exercise room, located in the basement. This building is listed on the National Register of Historic Places.

Source: Housing & Residence Life



Campus Housing (Cont'd)

Edna G. Work Wing (1960s)

The 1960s expansion of Edna Work Hall was the addition of Edna Work Wing, a three-story building that predominately houses incoming freshmen looking for a quiet study atmosphere. It is a three-story hall, co-ed by each half of the floor. Each floor is equipped with a laundry room and a community bathroom. All rooms feature a sink, a mirror, built-in closets and a built-in shelf/counter. Optional furnishing includes a twin bed and study chair.

Together, Edna Work Hall and Wing also offer a spacious conference room for study groups, and two spacious lobby areas with big-screen cable TV and lounge chairs.

Kent Hall (1965)-

This 91,635 GSF three-story structure is located on the west side of the main residence hall complex, which also includes High Rise Residence Hall and Andrews Hall. Kent Hall is coed by floor/wing, with bathroom and shower facilities located in the center of the hall on each floor. Room size is 15 feet 7 inches by 13 feet 11 inches. Kent Hall is equipped with laundry facilities, storage rooms, and a TV lounge. It is home to “The Landing,” which is a large game room, equipped with tables, a furnished lounge area, a big-screen TV, a foosball table, and a pool table.

Andrews Hall (1966)

This 92,182 GSF three-story structure is located on the east side of the main residence hall complex, which also includes High Rise Residence Hall and Kent Hall. Andrews Hall provides coed housing for predominately upper-division students. Andrews Hall is arranged in suites, with every two rooms sharing a bathroom. Room size is 11 feet 10 inches by 10 feet 18 inches. The TV/recreational lounge, located in the basement, includes a ping-pong table, a pool table, and other entertainment equipment.

High Rise Residence Hall (1967)

This 127,315 GSF eleven-story structure is located in the center of the three-building main residence hall complex, which also includes Kent Hall and Andrews Hall. The coed-by-suite arrangement allows every two rooms to share a bathroom. Room size is 12 feet by 18 feet 8 inches. Located on each floor are utility and storage rooms and a lounge. Study rooms are spaced throughout the hall. Laundry facilities are located in the basement, along with a study area and an exercise area. A lounge on the ground level serves as an attractive visiting area. High Rise houses a 24-hour computer lab, located in the lobby.

Eagle Ridge (2014)

The newest addition to campus housing, Eagle Ridge provides co-ed housing for predominately upper-division students. Located on the eastern edge of the campus, Eagle Ridge consists of three apartment-style buildings, each containing six apartments. All apartments contain four private bedrooms; a bathroom with two sinks, toilet and shower; and a common living area. All bedrooms are furnished with a bed, a dresser, and a desk and chair. Each building features laundry facilities, a community lounge, and an open outdoor deck.



Administrative Services Facilities

Sparks Hall (1914)

Sparks Hall, a 17,218 GSF structure, originally built as a women's dormitory, was renovated in 2006 to house administration, human resources, college relations, public information, and alumni and Chadron State Foundation offices. This building was listed on the National Register of Historic Places in 1983.

Student Services Facilities

Crites Hall (1938)

Originally a men's dormitory, Crites Hall was later used as a cafeteria and sorority house. It was renovated in the early 1980s for use as office space; and in 2016, the front entrance was renovated to provide handicap access. The 37,616 GSF building currently houses Student Services offices for START, admissions, business, records, housing and residence life, health services, and counseling services offices. This building was listed on the National Register of Historic Places in 1983.

Reta E. King Library (1966)

This 46,037 GSF structure houses the campus's main print collections; circulation and reference services; an open computer lab; group study rooms; a student lounge; and a mediated classroom/computer lab. Accessibility improvements were made in 1996, and finishes were updated in 2000. The next renovation was major. Completed in 2015, it involved moving the majority of the library's books to the upper level, making room on the main level for the Library Learning Commons. Located in the Commons are tutoring services, career services, and the transitional studies program. The Project Strive/TRiO office is located on the lower level.

Student Center (1989, 1991)

This 52,183 GST structure, built in two phases, contains the campus food service facilities; a ballroom; the Campus Activities Board and Student Senate offices; conferencing and meeting rooms; a lounge; and game rooms. During the Fall 2016 semester, Game Day opened, offering CSC apparel and promotional items.

Academic Facilities

Old Admin Building (1911–1918)

The oldest building on campus, this historic structure of 60,772 GSF has housed the library, administrative offices, classrooms, dormitory rooms, science labs, and the School of Liberal Arts. Built in four phases over several years, it consists of an original center section (1911); first partial west wing (1914); second partial west wing (1916); and east wing (1918). It was completely renovated in 2007 to serve as a classroom building. It currently houses the Social Sciences, Justice Studies, Education, Communication, and English and Humanities Departments, along with the staff of the Eagle newspaper, a mock courtroom, and a computer lab.

Miller Hall (1920)

This 22,586 GSF structure was the first gymnasium on campus, and was built in conjunction with an athletic field and quarter-mile track. It was remodeled in 1967, then renovated in 1998 to provide



FACILITIES

distance-learning, general purpose, and mediated classrooms; an IT Data Center; and offices for the Graduate Studies Program and the Counseling, Psychological Sciences and Social Work Department. This building was listed on the National Register of Historic Places in 1983.

Hildreth Hall (1926)

Originally the Glen Hildreth Education Building, this 23,908 GSF structure once served as the Campus Laboratory School, and later as the home for the Department of Education. The building is currently inactive and used for storage.

Brooks Hall (1957)

This 24,504 GSF three-story structure, located on the north side of the campus, was built as a residence hall. The building is currently vacant.

Mari Sandoz High Plains Heritage Center (1929)

Originally the campus library (built in the Carnegie style), this 15,795 GSF building was renovated in 2000 to house the Mari Sandoz High Plains Heritage Center. The Center features permanent, temporary, and traveling exhibits that deal with life on the high plains in the 1800s and early 1900s, primarily in Nebraska. It also features a preservation/preparation workroom, equipped with a digital imaging laboratory, an archival library, artwork, and collections. The original building was listed on the National Register of Historic Places in 1983. The adjacent two-story Chicoine Atrium, was dedicated September 9, 2002 and then opened to the public, providing additional space for exhibits, meetings, seminars, and workshops, social events, and musical performances. Located in the lower level of the Atrium, the C. F. Coffee Gallery features interpretive exhibits that explore the ranching heritage of the High Plains, along with a model of a portion of the First National Bank of Chadron from the early 1900s.

Memorial Hall (1953)

Originally constructed as the campus auditorium and campus student center, Memorial Hall (often referred to as M-Hall) houses the Visual and Performing Arts Department, which includes the Music, Art, and Theatre programs. Memorial Hall features two theatres and three galleries. A partial renovation of this 50,408 GSF building took place in 2002. An acoustical shell, completed in January, 2017, was installed to enhance performances in the auditorium.

Math Science Center of Innovative Learning (1968, 2022)

This 60,701 GSF building is home to the Department of Mathematical Sciences and Department of Physical Life Sciences. A variety of classrooms and labs, including a cadaver lab, a microbiology lab, and a chemistry lab, are utilized by students pursuing a degree in the health professions. The Dr. Lois Veath Planetarium, located on the lower level, serves the college and western Nebraska with educational programs dealing with astronomy. The Math Science Building is also home to the High Plains Herbarium, which contains approximately 60,000 specimens of plants found primarily in the northern Great Plains. The Eleanor Barbour Cook Museum of Geology, located in the basement level, was CSC's first museum. Founded in 1938, the museum features donated fossil specimens, minerals and rocks from Black Hills pegmatite mines, meteorites, agates, and rock-forming minerals from around the world. In 2022, a complete renovation and 17,000-square foot addition was added. The building now meets contemporary laboratory and teaching standards and includes a lecture hall with two 120-inch projection screens, active learning classrooms and labs, study spaces, extensive audio-visual technologies. The building also includes the Dr. Lois Veath Planetarium, the Eleanor Barbour Cook Museum of Geology, and the High Plains Herbarium.



FACILITIES

Burkhiser Technology Complex (1970)

The 63,472 GSF complex was last renovated in 1999. Burkhiser houses the Business Academy and Family and Consumer Science. It is also home to the CSC Print Shop, the Nebraska Business Development Center; and the Child Development Center Laboratory. The CDC, operating since 1972, serves as an educational program for the purpose of “educating educators” who care for and about young children. The CDC is state-licensed by the Nebraska Department of Health and Human Services, and is nationally accredited by the National Academy of Early Childhood Programs. The Burkhiser Complex also features a wildlife display that was donated to the college by Cabela’s.

Rangeland Complex and Coffee Agriculture Pavilion (2015-2016)

At 28,150 square feet, the Pavilion includes an indoor arena, which provides room for hands-on instruction and demonstrations with live animals. It also provides space for seminars, exhibitions, and workshops with animals, as well as for an indoor arena for the CSC rodeo team to practice in. Phase II, completed in 2016, is a 12,240 square-foot-structure that contains two dedicated laboratory spaces for research with animals and with soils and grasses. Additionally, it houses classrooms, faculty office space for Rangeland Management, and a computer lab.

Nelson Physical Activity Center (NPAC) (1986)

This 75,230 GSF structure was designed to replace the old gymnasium with a sports arena and physical education classrooms and offices. It was named for Edwin C. Nelson, who served as the college’s seventh president, from. The main activity area is 265 feet by 280 feet, and contains a five-lane, 170-meter track with a six-lane, 60-meter straightway, and three combination basketball/volley-ball/tennis courts. The lower level contains three handball/racquetball courts, a weight room, a cardio-vascular workout room, several locker rooms, an athletic training room, and administrative offices. The upper level contains a practice area for the wrestling team, a dance studio, classrooms, and additional administrative offices. The facility is home to the Health, Physical Education, and Recreation Department, as well as wrestling, track and field, and intramural programs. It is heavily utilized by both college students and community members for recreational and fitness purposes.

Athletic and Recreation Facilities

Elliott Field/Don Beebe Stadium (1929, 2018)

The football field and a 400-meter track were first built in conjunction with Miller Hall, the first gymnasium on campus. The 8,770 GSF stadium and football field, named for CSC’s second President Robert I. Elliott, were upgraded in 1998. In 1995, a fundraising drive was launched that eventually resulted in a major renovation of the facility: It doubled the seating capacity and doubled the size of the press box, named in honor of Con Marshall, longtime CSC sports and news information director. The renovation also included additional seating, concessions, and restrooms. During homecoming 2000, the rejuvenated facilities were dedicated, and named in honor former CSC student-athlete Don Beebe. In September 2017, ground was broken for the new Chadron State College Sports Complex, to include a comprehensive renovation of the stadium and the construction of an outdoor track. Updates included replacing the existing south side stadium with a concourse and two-story pavilion that houses game officials, coaches, media and fans. The improvements increased accessibility to the stadium, expanded seating for spectators, a synthetic field, and a video scoreboard. The stadium opened in fall of 2018.



FACILITIES

Outdoor Track and Field Competition Facility Phase II of the Sports Complex Initiative (2020)

The outdoor track and field facility features an eight-lane oval 400-meter outdoor track, runways and pits for jumps, a steeplechase water hazard, a grass infield, and a press box.

Armstrong Gymnasium (1964) and Chicoine Center (2014)

The Armstrong Gymnasium, opened in 1964. Renovation and expansion of the gym, which more than doubled the size of the former structure, began in April, 2013; the resulting new facility was named the Chicoine Center. The renovation included converting a roughly 6,250-square-foot natatorium into a strength and conditioning center, and added new locker rooms, training facilities, a sports medicine clinic, administrative offices, and an arena. The building houses all athletic programs. The Chicoine Center opened November 5, 2014, in time to host the 2014-15 men's and women's basketball seasons in the new arena. The arena, a 22,600-square-foot horseshoe-shaped structure, seats 1,750 spectators.

CSC Softball Field (2006)

The women's softball field hosted its first game in 2006 with a dedication ceremony and two exhibition games. The field, located on the southeast corner of the campus, features bleachers, fencing, a press box, scoreboard, restrooms, concessions, dugouts, a batting case, and landscaping.

Intramural Fields (2006)

The Intramural fields are located south and east of the Armstrong Gym. As the name implies, they are available for use by the Intramural Sports teams. They also serve as practice fields for the athletic teams.



Campus Support Facilities

Boiler House (1912)

The 10,484 GSF Sheaman Heating Plant houses steam boilers and chillers that serve the campus. The plant was expanded in 1967 and again in 1990 to include a wood-fired boiler system, and in 2003 to include an absorption chilled-water system. This system runs through the core of the campus, and is expanded as renovation projects are implemented.

Maintenance Building (2002)

This 11,800 GSF structure houses the campus maintenance shops, vehicle storage, campus security, mailroom, and administrative offices

Other

National Guard Readiness Center (1962)

The Chadron National Guard Readiness Center was built in 1962. C Battery 1/168th Field Artillery utilized this building until August of 1997 when the Nebraska Army National Guard unit transformed into the 1057th Transportation Company. In October 2017 the National Guard's 1057th Transportation Company officially became the 1057th Military Police Company, a change that required additional soldiers, weapon systems, vehicles, and training. The change was part of the first restructuring of the Nebraska Army National Guard in two decades and also part of changes that occurred at the national level as well. The unit in Chadron assists the Chadron State College Reserves Officers' Training Corps (ROTC) program.



C-Hill



In the 1920s, the practice of creating hillside letters was underway in towns and cities across America, where they served as symbols of school pride and community identity. While many such markers now grace hills and mountains in America, Chadron's "C" seems to be the only one of note in Nebraska.

Using a design by Frank Phillips, a former Chadron Normal student who was studying engineering at the University of Nebraska, college math professor T. A. F. Williams had "the young men of his trigonometry class" mark out the letter on "Academy Hill" in the early summer of 1924. According to an account, Williams was not confident of his students' measurements, so prior to construction he and his wife strung muslin cloth on the outlines of the letter and walked north down Main Street to see how it looked from a distance.

A month later the concrete "C," measuring over 80 feet in length and 24 feet wide and painted in white, was formally presented to then-college president Robert Elliott by the 1923 and 24 class presidents. For a few years after the "C" was built, the college had a lantern walk on the hillside in conjunction with commencement ceremonies. Lines of students carrying Japanese lanterns would ascend the hill and outline the letter, the college band would play and townsfolk assembled at the base of hill would honk their horns.

In 1983, the CSC student leaders revised the lighting of C-Hill. The athletes and C-Club members cleaned and painted the C and Cardinal Key Honor Sorority organized the lighting of C-Hill during the Homecoming activities. Flashlights were substituted for the lanterns. Since then, the lighting of C-Hill has been a part of the CSC Homecoming events which continues on today.

The letter's visibility was also enhanced, though not in a pleasant way, when a wildfire nearly engulfed the CSC campus in the summer of 2006. A photo taken a day after the fire shows the "C" clearly outlined by charred prairie grasses and remains as a symbol of the near-tragedy.



A year after the fire, the Chadron C's alphabetical rank made it an early entry in a book, "Hillside Letters A to Z - A Guide to Hometown Landmarks" by Evelyn Corning. The story of the "C" is one of 60 Corning recounts in the book, which includes a list of 426 hillside letters across the country that she was able to locate in her research.

The gift that two early classes of Chadron State College graduates made to their alma mater has become an icon of the college and a symbol of pride for the community.



Library Learning Commons

Reta E. King Library

The mission of the Library Learning Commons is to serve as an educational, informational, and cultural resource center for Chadron State College and the surrounding community, by providing knowledgeable staff and innovative services to support the effectiveness of learning.



Library Learning Commons

308-432-6271

library@csc.edu

Vision Statement

The King Library Strives to serve the Chadron State College community as a central hub of learning

Building Hours

Monday-Thursday

7 a.m. - 10 p.m.

Friday

7 a.m. - 4:30 p.m.

Saturdays

CLOSED

Sunday

1 p.m. - 9 p.m.

Other Offices/Programs

Located in the LLC

IT Help Desk

Internship, Career Services and Disability Services

Office of Academic Success/Learning Lab
Project Strive TRIO

Teaching, Learning and Professional Education Center (TLPEC)

The Library contains a variety of resources, including magazines, newspapers, journals and books. The majority of the library's collections are located on the upper level and includes fiction, non-fiction, children's and curriculum materials, a law collection and the music score collection. Interspersed are comfortable places to sit and study quietly. There is electronic access to online periodicals, proprietary databases, as well as numerous online academic library catalogs, including those of Wayne State and Peru State Colleges.

The main level showcases current periodicals, collaborative work stations, and the adult rotating collection. Circulation and Reference Services are located here, and there are two group study rooms available. Three public use computers are located by the reference desk. The office of Academic Success and Learning Lab, Internship, Career Services and Disability Services, and the IT Help Desk also reside on the main level. The lower level features a student computer lab, bound periodicals, an IDEA Lab, a faculty multi-use room, a video room, a media lab, a virtual reality room, and the Graves Room. The Project Strive/TRIO offices and the Teaching, Learning and Professional Education Specialists offices may also be found on this level.

The entry foyer features bookcases of free books for all visitors to browse and/or add to their personal library. In addition, colorful, highly polished metal artwork by Florida artist, Jon Allen are displayed to create an inviting entrance. Funding from the art came from a Sandoz Center endowment and the Thomas K and Carol Krepel Fund.



Alumni and Foundation

2021-2022 Fact Book



Alumni and Foundation Office

Alumni and Foundation
Office

308-432-6366
800-242-3766
alumni@csc.edu

ADMINISTRATIVE CONTACTS

Ben Watson
CEO

Karen Pope
Director Alumni & Development

Cricket Haag
Controller

Brandon Davenport
Development Officer

SuAn Reece
Office Assistant

The Chadron State Alumni Association strives to foster and strengthen the relationship between Chadron State College and its alumni and friends; to preserve and promote the college's traditions, purposes, goals, and growth; and to keep alive the spirit of affection for Chadron State College.

The duties and responsibilities of the Chadron State Foundation include the administration of scholarship funds, endowments, and other funds that are established through private support. The Foundation manages planned, current, and deferred gifts.

The Chadron State Foundation's mission is Supporting The Life of CSC. The Foundation is dedicated to enhancing Chadron State College's ability to meet its primary educational mission in western Nebraska through undertaking fund-raising activities which provide resources vital to the mission of Chadron State College in the areas of instruction, research, service, and scholarship programs.

Contributions received by the CSC Foundation are administered by the Finance Committee of the Foundation Board of Directors. The Finance Committee establishes the investment policy and supervises the portfolio of the Chadron State Foundation with an outside fund manager.



Alumni and Foundation Office

ALUMNI BOARD

Stephanie Cogdill
Ron Grant
Trisha Martens
Clayton Riesen
Vince Ryan
Loni Watson

CHADRON STATE ALUMNI

There are over 18,000 Chadron State College alumni. The thing that unites them –besides a degree from CSC – is their shared memories and an investment in our alma mater. Chadron State alumni are called to join the CSC Alumni Office and support our efforts to serve and unite all alumni, and create a stronger alumni and college opportunity.

Bringing alumni together is the heart of our mission. Annual events such as reunions, Homecoming activities, and Family Day connect alumni to the College and to each other. Activities for alumni and friends also spread beyond the campus.

CHADRON STATE FOUNDATION

Annual gifts help the college respond to a challenging economy. Donations can be made to a specific program or department within the college or in support of the Greatest Need fund. Donors are encouraged to sustain their Annual Fund support through the Annual Fall Campaign during the phonathon, or in response to a letter.

Scholarships and endowments create opportunities and allow students to focus on why they are at Chadron State College not how they are going to pay for it. The Chadron State Foundation provides various options to assist the students at Chadron State College:

- Annual Scholarships can be established through an annual commitment of \$500 or more. The donor can help determine the selection criteria for the scholarship.
- Endowments are a perpetual fund that provides ongoing support to CSC students. Criteria for the grant may be as general or specific as the donor wishes and may be changed upon written notification to the Chadron State Foundation.

FOUNDATION BOARD OF DIRECTORS

Jennifer J. Barp, Johnston, IA
Rob Bila, Chadron, NE
Lisa Carder, Albion, NE
Casey M. Cortney, Sidney, NE
Randy Cullers, Chadron NE
Cheryl Emanuel, Waukee, IA
Janice Erwin, Lincoln, NE
Patrick A. Friesen, Elkhorn, NE
James Gardner, Chadron NE
James A. Grimes, Chadron, NE
Jeffrey K. King, Grand Island, NE
Kim L. Lobato, Rapid City, SD
Scott D. Nielsen, Peyton, CO
JoAnne Owens-Nausler, Lincoln, NE
Gregory A. Powell, Alliance, NE
Rodd L. Rickenbach, Denver, CO
John F Smith, Broken Bow, NE
Eldon Terrell, Bellevue, NE



Greetings from the Foundation

Dear CSC Alumni and Friends,

This year has brought exciting events to Chadron State College, none bigger or more life changing than the completion of the Math Science Center of Innovative Learning. The building is truly a work of art and its functions and capabilities will benefit generations to come.

The landscape of our communities, state, nation, and world is changing. Advancements in technology guarantee change will come even faster in future years. The role CSC plays in these changes is not something we take lightly. We continue to help prepare students to meet these challenges. Doing so with integrity and the traditions of the past impacts the legacy we build for the future. The staff, administration, instructors, coaches, sponsors, alumni, and of course the students are what make Chadron State unique and showcase the values desperately needed in our world.

As we embark on another school year, I continue to be humbled, inspired, and grateful for the dedicated supporters and donors of the Chadron State Foundation, and especially the scholarships that result. Do you realize 96 percent of the students at CSC receive some type of financial aid? Much of that comes from your very own foundation. Thank you! More than \$800,000 in scholarships are awarded through the CS Foundation.

I want to express a special thank you to our board members who have fulfilled their terms on the Foundation Board of Directors: Jeff King, Kim Lobato, and Patrick Friesen. A special thank you goes to Patrick for serving as chairman of the board the past two years. His time, leadership, and insight have had a positive influence on all who have been able to serve with him.

Best of luck to all our students and again, I cannot say how grateful we are to all our alumni and supporters of the Chadron State Foundation.

Sincerely,

John F. Smith
Chair, Chadron State Foundation

Source: 2022 Chadron State Foundation Alumni Report



The Next Horizon Campaign

Next Horizon: The Campaign for Chadron State College is a five-to-seven-year fundraising endeavor with a working goal of \$40 million in state and private support. The campaign is raising funds for capital, program enhancement and scholarship endowment objectives across multiple scholastic disciplines and athletic programs.



MATH SCIENCE INITIATIVE

A \$32.1 million plan will gut and renovate the existing structure and add an additional 14,000 square feet to create the Math Science Center of Innovative Learning. The new wing will extend to the north will serve as the primary building entry point and provide modern classrooms and labs. The 2018 Nebraska Legislative session provided funding to get the project started contingent upon Chadron State contributing \$3.1 million.

STUDENT-ATHLETE AND SPORTS COMPLEX INITIATIVE

Thanks to generous supporters, Eagle Athletic facilities, including the \$8.6 million football stadium and the \$2 million outdoor track have been completed. Fans and supporters from around the region have enjoyed a new look and feel to the experience of going to a football game on Saturdays. The new track and field facility ensure that the program can grow to new heights. The Sports Complex has elevated and enhanced the tradition and legacy of Eagle athletics. Improvements have impressed recruits and given coaches and staff a home to be proud of. The future looks bright but we are not finished yet. Competing at the highest levels of the Rocky Mountain Athletic Conference requires ongoing support for programs and scholarships. You can make an impact by helping CSC increase the athletic endowed scholarship funds or contribute towards program funding to impact the lives of Eagle student-athletes.

SCHOLARSHIP AND PROGRAM ENHANCEMENT INITIATIVE

Next Horizon seeks to secure an additional \$15 million in charitable gifts to enhance the educational experience for Chadron State students. Gifts to this initiative can be made in support of any degree program or department at Chadron State College. The funds may be used for a variety of purposes including;

- Scholarship Funds
- Department Funds
- Equipment, Capital Improvements and Technology Funds
- Travel and Conference Funds
- Internship Funds
- Research Funds



Alumni and Foundation Office

GIVING TUESDAY

#GivingTuesday is a global day of giving fueled by the power of social media and collaboration.

Celebrated on the Tuesday following Thanksgiving and the widely recognized shopping events Black Friday and Cyber Monday, #GivingTuesday at Chadron State will focus on raising money for student scholarships and support of CSC programs. In addition, #GivingTuesday will help educate our campus and community about the positive effect philanthropy has had on Chadron State College.

The Chadron State Foundation has a goal of reaching donors on #GivingTuesday to raise money for student scholarships and program support. The Chadron State Foundation will give over \$429,000 to Chadron State students in scholarships next year.

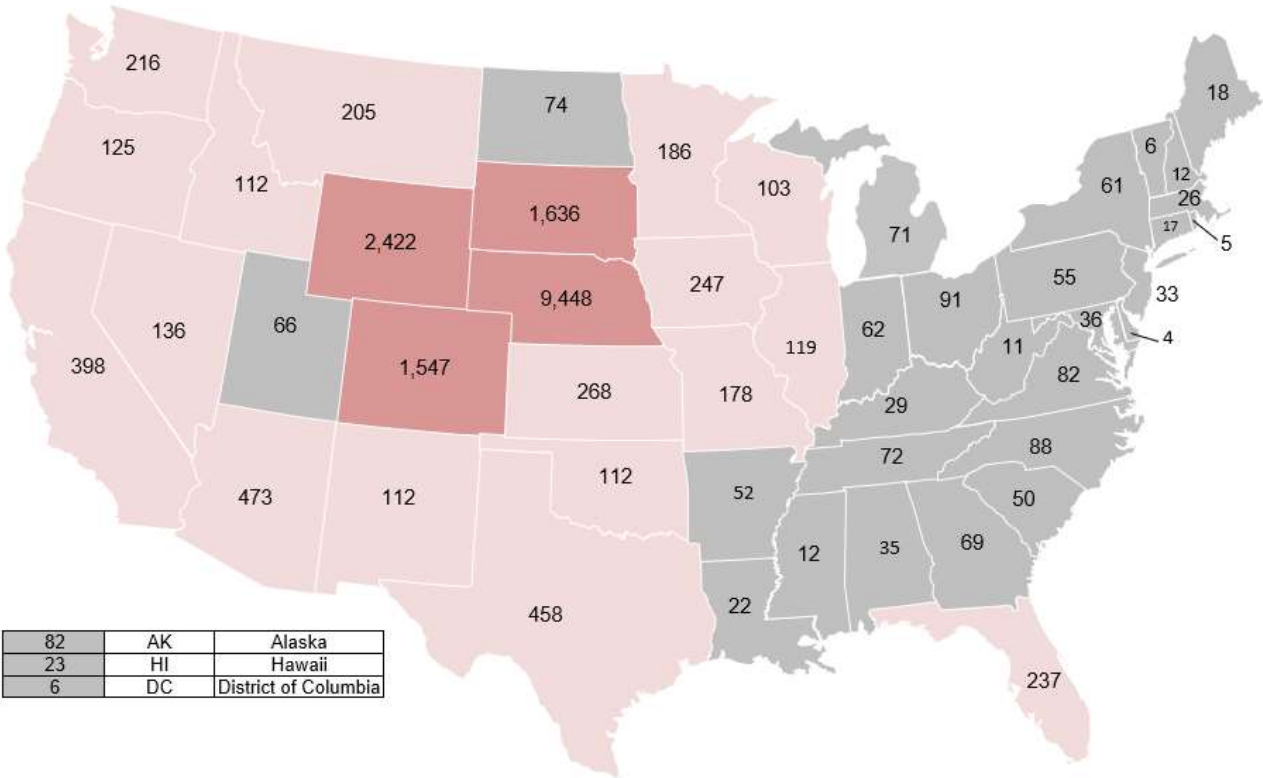
#GivingTuesday is another part of the Fall Fund Drive which raises nearly \$200,000 from Chadron State administration, faculty, staff and students and from leaders, friends and supporters in the Chadron community.

Help spread the word to your friends, family and others on social media. Snap a pic of yourself or screen shot of your donation and share on social media with #CSCUnselfie and encourage others to support the great things happening at Chadron State!

If you can, give to CSC and help students attend college. If you are unable to give money learn how to give in other ways, such as giving your time to others in need through [The Big Event](#) or other worthy community causes.



Alumni Geographic Distribution



82	AK	Alaska
23	HI	Hawaii
6	DC	District of Columbia

CSC Alumni Fall 2021

0 Alumni	
1-99 Alumni	
100-999 Alumni	
1000 or more Alumni	

Source: Alumni and Foundation Office Alumni as of April 25th, 2021



Notable Alumni

- Val Logsdon Fitch, Nobel Prize-winning American nuclear physicist attended for three years before being drafted into the U.S. Army in 1943.
- Dr. Gretchen Glode-Berggren (1954), leader in improving public health care around the world.
- Jim Anderson (1955), Republican member of the Wyoming Senate (2001-incumbent; former member of the Wyoming House of Representatives (1997-2000).
- Dr. Eugene Hughes (1956), President Emeritus of Northern Arizona University and Wichita State University.
- Dan Christiansen, American abstract artist
- Dr. John Harms (1962), former president at Western Nebraska Community College; served 2 terms in the Nebraska Legislature from 2007-2015.
- Jerry D. Mahlman (1962), American meteorologist and global warming expert.
- Marilyn Moulds (1966), retired immunohematology specialist and former Vice President of Immucor, Inc.
- Larry Riley, (1966), National Basketball Association coach.
- Lolo Letalu Matalasi Moliga, 57th Governor of American Samoa.
- Glenn Novotny (1969), operating partner at Telegraph Hill Partners
- Dr. JoAnne Owens-Nauslar (1970), leading authority on children's health and fitness.
- Togiola Tulafono (1970), 56th Governor of American Samoa.
- Ron Rawalt (1971), leading FBI authority on forensic mineralogy.
- John Streep (1972), Founded Furst Group Inc., the first long distance resale company in the U.S.
- Silvia Morrell Alderman (1973), CSC's first female Ivy Day speaker went on to practice environmental law as a partner at Akerman Senterfitt in Tallahassee, Florida.
- Dr. Barbara Dutrow (1977), geologist and professor at Louisiana State University.
- Steve McClain (1984), head basketball coach for the University of Wyoming from 1998-2007.
- Susan Salka (1985), CEO and President of AMN Healthcare.
- Tim Walz (1989), U.S. House of Representatives Minnesota 1st District.
- Don Beebe (1996), National Football League player.
- Rafinha Bastos, found by New York Times analysis to be the "most influential" profile on Twitter. He attended Chadron in 1999.
- Danny Woodhead (2008), National Football League player.
- Garrett Gilkey (2012), National Football League player.



Tables and Schedules

2021-2022 Fact Book



Academic Calendar

FALL TERM 2021

Classes begin for 16-week and 1 st 8-week sessions	August 23
Last day to add courses for 16-week and 1 st 8-week session	August 25
Last day to drop courses for 16-week session and 1 st 8-week session	August 27
16-week and 1 st 8-week PAYMENT DEADLINE	September 5
Labor Day Holiday	September 6
Last day to withdraw from 1st 8-week session	September 22
Classes end for 1 st 8-week sessions	October 15
Fall midterm break	October 18-19
Classes begin for 2nd 8-week sessions	October 25
Last day to add courses for 2 nd 8-week session	October 27
Last day to drop courses for 2 nd 8-week session	October 29
Last day to withdraw from 16-week sessions	November 5
2 nd 8-week PAYMENT DEADLINE	November 7
Spring/May Graduation Application Deadline	November 15
Last day to withdraw from 2nd 8-week sessions	November 24
Fall Break	November 24-26
Final Exam week	December 13-17
Classes end for 16-week and 2nd 8-week sessions	December 17
December Commencement/Graduation	December 17
Winter Break	December 23-January 3

SPRING TERM 2022

Classes begin for 16-week and 1st 8-week sessions	January 10
Last day to add courses for 16-week and 1 st 8-week session	January 12
Last day to drop courses for 16-week and 1 st 8-week sessions	January 14
Martin Luther King Day – No Classes	January 17
16-week and 1 st 8-week PAYMENT DEADLINE	January 23
Last day to withdraw from 1 st 8-week session	February 9
Summer Graduation Application Deadline	February 15
Classes end for 1 st 8-week session	March 4
Mid-term Break	March 7-11
Classes begin for 2 nd 8-week session	March 14
Last day to add courses for 2 nd 8-week session	March 16
Last day to drop courses for 2 nd 8-week session	March 18
2 nd 8-week PAYMENT DEADLINE	March 27
Last day to withdraw from 16-week session	April 1
Last day to withdraw from 2 nd 8-week session	April 13
Fall/December Graduation Application Deadline	April 15
Spring Break	April 18
Final Exam week	May 3- May 6
Classes end for 16-week and 2 nd 8-week sessions	May 6
May Commencement/Graduation	May 7



Academic Calendar (Cont'd)

SUMMER TERM 2022

Classes begin for 16-week, 1st 4-week, and 1st 8-week sessions	May 9
1 st 4-week Summer session ends	June 3
2 nd 4-week and 2 nd 8-week session begins for Summer	June 6
2 nd 4-week and 1 st 8-week Summer session ends	July 1
3 rd 4-week session begins for summer	July 5
2 nd 8-week and 3 rd 4-week session ends	July 29



Flat Rate Tuition Schedule 2021-2022

**CHADRON STATE COLLEGE
ONLINE (FLAT RATE) TUITION SCHEDULE
SECTIONS 79, 80, 81, 89, 20 (A-Z), 21 (A-Z)**

2021-2022

UNDERGRADUATE FLAT RATE	
CREDIT HOURS	TOTAL COST
1	299.00
2	598.00
3	897.00
4	1,196.00
5	1,495.00
6	1,794.00
7	2,093.00
8	2,392.00
9	2,691.00
10	2,990.00
11	3,289.00
12	3,588.00
13	3,887.00
14	4,186.00
15	4,485.00
16	4,784.00
17	5,083.00
18	5,382.00
19	5,681.00
20	5,980.00

GRADUATE FLAT RATE	
CREDIT HOURS	TOTAL COST
1	380.00
2	760.00
3	1,140.00
4	1,520.00
5	1,900.00
6	2,280.00
7	2,660.00
8	3,040.00
9	3,420.00
10	3,800.00
11	4,180.00
12	4,560.00
13	4,940.00
14	5,320.00
15	5,700.00
16	6,080.00

SPECIAL GRADUATE FLAT RATE	
CREDIT HOURS	TOTAL COST
1	359.00
2	718.00
3	1,077.00
4	1,436.00
5	1,795.00
6	2,154.00
7	2,513.00
8	2,872.00
9	3,231.00
10	3,590.00
11	3,949.00
12	4,308.00
13	4,667.00
14	5,026.00
15	5,385.00
16	5,744.00



TABLES AND SCHEDULES

ON - CAMPUS FEE SCHEDULE

CHADRON STATE COLLEGE
2021 - 2022

PER SEMESTER RATES

PER SEMESTER RATES

UNDERGRADUATE/RESIDENT										
HRS	TUITION	HEALTH FEE	ACTIVITY FEE	EVENT FEE	FACILITY FEE	CAP IMP FEE	RECORDS FEE	TECH FEE	TOTAL	
1	186.00	4.45	7.00	14.50	22.00	12.00	0.41	11.00	257.36	
2	372.00	8.90	14.00	29.00	44.00	24.00	0.82	22.00	514.72	
3	558.00	13.35	21.00	43.50	66.00	36.00	1.23	33.00	772.08	
4	744.00	17.80	28.00	58.00	88.00	48.00	1.64	44.00	1,029.44	
5	930.00	22.25	35.00	72.50	110.00	60.00	2.05	55.00	1,286.80	
6	1,116.00	26.70	42.00	87.00	132.00	72.00	2.46	66.00	1,544.16	
7	1,302.00	31.15	49.00	101.50	154.00	84.00	2.87	77.00	1,801.52	
8	1,488.00	35.60	56.00	116.00	176.00	96.00	3.28	88.00	2,058.88	
9	1,674.00	40.05	63.00	130.50	198.00	108.00	3.69	99.00	2,316.24	
10	1,860.00	44.50	70.00	145.00	220.00	120.00	4.10	110.00	2,573.60	
11	2,046.00	48.95	77.00	159.50	242.00	132.00	4.51	121.00	2,830.96	
12	2,232.00	53.40	84.00	174.00	264.00	144.00	4.92	132.00	3,088.32	
13	2,418.00	57.85	84.00	188.50	286.00	156.00	5.33	143.00	3,338.68	
14	2,604.00	62.30	84.00	203.00	308.00	168.00	5.74	154.00	3,589.04	
15	2,790.00	66.75	84.00	217.50	330.00	180.00	6.15	165.00	3,839.40	
16	2,976.00	71.20	84.00	232.00	352.00	192.00	6.56	176.00	4,089.76	
17	3,162.00	75.65	84.00	246.50	374.00	204.00	6.97	187.00	4,340.12	
18	3,348.00	80.10	84.00	261.00	396.00	216.00	7.38	198.00	4,590.48	
19	3,534.00	84.55	84.00	275.50	418.00	228.00	7.79	209.00	4,840.84	
20	3,720.00	89.00	84.00	290.00	440.00	240.00	8.20	220.00	5,091.20	

UNDERGRADUATE/NON-RESIDENT - EAGLE RATE (see note below)*										
HRS	TUITION	HEALTH FEE	ACTIVITY FEE	EVENT FEE	FACILITY FEE	CAP IMP FEE	RECORDS FEE	TECH FEE	TOTAL	
1	187.00	4.45	7.00	14.50	22.00	12.00	0.41	11.00	258.36	
2	374.00	8.90	14.00	29.00	44.00	24.00	0.82	22.00	516.72	
3	561.00	13.35	21.00	43.50	66.00	36.00	1.23	33.00	775.08	
4	748.00	17.80	28.00	58.00	88.00	48.00	1.64	44.00	1,033.44	
5	935.00	22.25	35.00	72.50	110.00	60.00	2.05	55.00	1,291.80	
6	1,122.00	26.70	42.00	87.00	132.00	72.00	2.46	66.00	1,550.16	
7	1,309.00	31.15	49.00	101.50	154.00	84.00	2.87	77.00	1,808.52	
8	1,496.00	35.60	56.00	116.00	176.00	96.00	3.28	88.00	2,066.88	
9	1,683.00	40.05	63.00	130.50	198.00	108.00	3.69	99.00	2,325.24	
10	1,870.00	44.50	70.00	145.00	220.00	120.00	4.10	110.00	2,583.60	
11	2,057.00	48.95	77.00	159.50	242.00	132.00	4.51	121.00	2,841.96	
12	2,244.00	53.40	84.00	174.00	264.00	144.00	4.92	132.00	3,100.32	
13	2,431.00	57.85	84.00	188.50	286.00	156.00	5.33	143.00	3,358.68	
14	2,618.00	62.30	84.00	203.00	308.00	168.00	5.74	154.00	3,603.04	
15	2,805.00	66.75	84.00	217.50	330.00	180.00	6.15	165.00	3,854.40	
16	2,992.00	71.20	84.00	232.00	352.00	192.00	6.56	176.00	4,105.76	
17	3,179.00	75.65	84.00	246.50	374.00	204.00	6.97	187.00	4,357.12	
18	3,366.00	80.10	84.00	261.00	396.00	216.00	7.38	198.00	4,608.48	
19	3,553.00	84.55	84.00	275.50	418.00	228.00	7.79	209.00	4,859.84	
20	3,740.00	89.00	84.00	290.00	440.00	240.00	8.20	220.00	5,111.20	

GRADUATE/RESIDENT										
HRS	TUITION	HEALTH FEE	ACTIVITY FEE	EVENT FEE	FACILITY FEE	CAP IMP FEE	RECORDS FEE	TECH FEE	TOTAL	
1	232.50	4.45	7.00	14.50	22.00	12.00	0.41	11.00	303.86	
2	465.00	8.90	14.00	29.00	44.00	24.00	0.82	22.00	607.72	
3	697.50	13.35	21.00	43.50	66.00	36.00	1.23	33.00	911.58	
4	930.00	17.80	28.00	58.00	88.00	48.00	1.64	44.00	1,215.44	
5	1,162.50	22.25	35.00	72.50	110.00	60.00	2.05	55.00	1,519.30	
6	1,395.00	26.70	42.00	87.00	132.00	72.00	2.46	66.00	1,823.16	
7	1,627.50	31.15	49.00	101.50	154.00	84.00	2.87	77.00	2,127.02	
8	1,860.00	35.60	56.00	116.00	176.00	96.00	3.28	88.00	2,430.88	
9	2,092.50	40.05	63.00	130.50	198.00	108.00	3.69	99.00	2,734.74	
10	2,325.00	44.50	70.00	145.00	220.00	120.00	4.10	110.00	3,038.60	

GRADUATE/NON-RESIDENT										
HRS	TUITION	HEALTH FEE	ACTIVITY FEE	EVENT FEE	FACILITY FEE	CAP IMP FEE	RECORDS FEE	TECH FEE	TOTAL	
1	465.00	4.45	7.00	14.50	22.00	12.00	0.41	11.00	536.36	
2	930.00	8.90	14.00	29.00	44.00	24.00	0.82	22.00	1,072.72	
3	1,395.00	13.35	21.00	43.50	66.00	36.00	1.23	33.00	1,609.08	
4	1,860.00	17.80	28.00	58.00	88.00	48.00	1.64	44.00	2,145.44	
5	2,325.00	22.25	35.00	72.50	110.00	60.00	2.05	55.00	2,681.80	
6	2,790.00	26.70	42.00	87.00	132.00	72.00	2.46	66.00	3,218.16	
7	3,255.00	31.15	49.00	101.50	154.00	84.00	2.87	77.00	3,754.52	
8	3,720.00	35.60	56.00	116.00	176.00	96.00	3.28	88.00	4,290.88	
9	4,185.00	40.05	63.00	130.50	198.00	108.00	3.69	99.00	4,827.24	
10	4,650.00	44.50	70.00	145.00	220.00	120.00	4.10	110.00	5,363.60	

CAFETERIA AND RESIDENCE HALL RATES ON BACK

*EAGLE RATE is for Undergraduate, non-resident, on-site classes (includes the North Platte and Scottsbluff locations)



TABLES AND SCHEDULES

Off-Campus Undergraduate Fee Schedule

UNDERGRADUATE/RESIDENT							
Hours	Tuition	Event Fee	FAC/Off Campus Fee	CAP IMP Fee	Records Fee	Tech Fee	Total
1	186.00	14.50	22.00	12.00	0.41	11.00	245.91
2	372.00	29.00	44.00	24.00	0.82	22.00	491.82
3	558.00	43.50	66.00	36.00	1.23	33.00	737.73
4	744.00	58.00	88.00	48.00	1.64	44.00	983.64
5	930.00	72.50	110.00	60.00	2.05	55.00	1229.55
6	1116.00	87.00	132.00	72.00	2.46	66.00	1475.46
7	1302.00	101.50	154.00	84.00	2.87	77.00	1721.37
8	1488.00	116.00	176.00	96.00	3.28	88.00	1967.28
9	1674.00	130.50	198.00	108.00	3.69	99.00	2213.19
10	1860.00	145.00	220.00	120.00	4.10	110.00	2459.10
11	2046.00	159.50	242.00	132.00	4.51	121.00	2705.01
12	2232.00	174.00	264.00	144.00	4.92	132.00	2950.92
13	2418.00	188.50	286.00	156.00	5.33	143.00	3196.83
14	2604.00	203.00	308.00	168.00	5.74	154.00	3442.74
15	2790.00	217.50	330.00	180.00	6.15	165.00	3668.65
16	2976.00	232.00	352.00	192.00	6.56	176.00	3934.56
17	3162.00	246.50	374.00	204.00	6.97	187.00	4180.47
18	3348.00	261.00	396.00	216.00	7.38	198.00	4426.38
19	3534.00	275.50	418.00	228.00	7.79	209.00	4672.29
20	3720.00	290.00	440.00	240.00	8.20	220.00	4918.20
UNDERGRADUATE/NON-RESIDENT							
Hours	Tuition	Event Fee	FAC/Off Campus Fee	CAP IMP Fee	Records Fee	Tech Fee	Total
1	187.00	14.50	22.00	12.00	0.41	11.00	246.91
2	374.00	29.00	44.00	24.00	0.82	22.00	493.82
3	561.00	43.50	66.00	36.00	1.23	33.00	740.73
4	748.00	58.00	88.00	48.00	1.64	44.00	987.64
5	935.00	72.50	110.00	60.00	2.05	55.00	1234.55
6	1122.00	87.00	132.00	72.00	2.46	66.00	1481.46
7	1309.00	101.50	154.00	84.00	2.87	77.00	1728.37
8	1496.00	116.00	176.00	96.00	3.28	88.00	1975.28
9	1683.00	130.50	198.00	108.00	3.69	99.00	2222.19
10	1870.00	145.00	220.00	120.00	4.10	110.00	2469.10
11	2057.00	159.50	242.00	132.00	4.51	121.00	2716.01
12	2244.00	174.00	264.00	144.00	4.92	132.00	2962.92
13	2431.00	188.50	286.00	156.00	5.33	143.00	3209.83
14	2618.00	203.00	308.00	168.00	5.74	154.00	3456.74
15	2805.00	217.50	330.00	180.00	6.15	165.00	3703.65
16	2992.00	232.00	352.00	192.00	6.56	176.00	3950.56
17	3179.00	246.50	374.00	204.00	6.97	187.00	4197.47
18	3366.00	261.00	396.00	216.00	7.38	198.00	4444.38
19	3553.00	275.50	418.00	228.00	7.79	209.00	4691.29
20	3740.00	290.00	440.00	240.00	8.20	220.00	4938.20

Source: Business Office



Off-Campus Graduate Fee Schedule

GRADUATE/RESIDENT							
Hours	Tuition	Event Fee	FAC/Off Campus Fee	CAP IMP Fee	Records Fee	Tech Fee	Total
1	232.50	14.50	22.00	12.00	0.41	11.00	292.41
2	465.00	29.00	44.00	24.00	0.82	22.00	584.82
3	697.50	43.50	66.00	36.00	1.23	33.00	877.23
4	930.00	58.00	88.00	48.00	1.64	44.00	1169.64
5	1162.50	72.50	110.00	60.00	2.05	55.00	1462.05
6	1395.00	87.00	132.00	72.00	2.46	66.00	1754.46
7	1627.50	101.50	154.00	84.00	2.87	77.00	2046.87
8	1860.00	116.00	176.00	96.00	3.28	88.00	2339.28
9	2092.50	130.50	198.00	108.00	3.69	99.00	2631.69
10	2325.00	145.00	220.00	120.00	4.10	110.00	2924.10
11	2557.50	159.50	242.00	132.00	4.51	121.00	3216.51
12	2790.00	174.00	264.00	144.00	4.92	132.00	3508.92

GRADUATE/NON-RESIDENT							
Hours	Tuition	Event Fee	FAC/Off Campus Fee	CAP IMP Fee	Records Fee	Tech Fee	Total
1	465.00	14.50	22.00	12.00	0.41	11.00	524.91
2	930.00	29.00	44.00	24.00	0.82	22.00	1049.82
3	1395.00	43.50	66.00	36.00	1.23	33.00	1574.73
4	1860.00	58.00	88.00	48.00	1.64	44.00	2099.64
5	2325.00	72.50	110.00	60.00	2.05	55.00	2624.55
6	2790.00	87.00	132.00	72.00	2.46	66.00	3149.46
7	3255.00	101.50	154.00	84.00	2.87	77.00	3674.37
8	3720.00	116.00	176.00	96.00	3.28	88.00	4199.28
9	4185.00	130.50	198.00	108.00	3.69	99.00	4724.19
10	4650.00	145.00	220.00	120.00	4.10	110.00	5249.10
11	5115.00	159.50	242.00	132.00	4.51	121.00	5774.01
12	5580.00	174.00	264.00	144.00	4.92	132.00	6298.92



TABLES AND SCHEDULES

Dual Enrollment

DUAL ENROLLMENT FEE SCHEDULE CHADRON STATE COLLEGE 2021-2022

FALL 2021 CLASS SCHEDULE

SUBJECT	CATALOG #	SECTION	COURSE TITLE	CREDITS	COST	Matric/Processing Fee	TOTAL WITH	COURSE
						IF REQUIRED	MATRIC/PROCESSING FEE	
FIN	239	48C0	PERSONAL FINANCE	3	180.00	15.00	195.00	CHADRON
HIST	151	48C0	US HISTORY TO 1877	3	180.00	15.00	195.00	CHADRON
MATH	142	48C0	COLLEGE ALGEBRA	4	240.00	15.00	255.00	CHADRON
MKTG	231	48A0	PRINCIPLES OF MARKETING	3	180.00	15.00	195.00	SCOTTSBUFF
PSYC	131	48A0	INTRO TO PSYCHOLOGY	3	180.00	15.00	195.00	SCOTTSBUFF
FIN	239	48S0	PERSONAL FINANCE	3	180.00	15.00	195.00	SIDNEY
MKTG	231	48S0	PRINCIPLES OF MARKETING	3	180.00	15.00	195.00	SIDNEY
MGMT	230	48S0	PRINCIPLES OF MANAGEMENT	3	180.00	15.00	195.00	SIDNEY
ENG	135	48H0	RHETORIC AND WRITING	3	180.00	15.00	195.00	HEMINGFORD

SPRING 2022 CLASS SCHEDULE

SUBJECT	CATALOG #	SECTION	COURSE TITLE	CREDITS	COST	Matric/Processing Fee	TOTAL WITH	COURSE
						IF REQUIRED	MATRIC/PROCESSING FEE	
MATH	151	48C0	CALCULUS I	5	300.00	15.00	315.00	CHADRON
MATH	232	48C0	APPLIED STATISTICS	3	180.00	15.00	195.00	CHADRON
FIN	239	48C0	PERSONAL FINANCE	3	180.00	15.00	195.00	CHADRON
HIST	152	48C0	US HISTORY SINCE 1877	3	180.00	15.00	195.00	CHADRON
FIN	239	48S0	PERSONAL FINANCE	3	180.00	15.00	195.00	SIDNEY
MKTGS	231	48S0	PRINCIPLES OF MARKETING	3	180.00	15.00	195.00	SIDNEY

DUAL ENROLLMENT RATE IS \$60.00 PER CREDIT HOUR



Description of Fees

Health Fee	This fee is used to help pay services and employment of a school health office.
Activity Fee	This helps provide funding for the student Campus Activities Board (CAB).
Event Fee	As the cost of providing athletics and cultural programs (fine arts) continue to grow, so too has the need for Chadron State College to generate revenue to support this expense.
Facilities Fees	The facility fee is used for revenue bond projects that are not funded by the state, such as improvements to the student center, residence halls, parking lots, and pedestrian enhancements.
Capital Improvement Fee	Renovation and upgrade of instructional space on each of the state college campuses excluding those covered by facility fees.
Technology Fee	This fee is used to support general access computer lab hardware and software, the campus network, the DS3 Internet connection and provide technical support.
Records Fee	This fee helps offset the cost of managing student records.
Matriculation, degree, placement, and transcript fees as well as late payments and parking/library penalties.	These fees are deposited in general and cash funds to directly or indirectly support activities and other services related to the department assessing the charge.
Department Fees	Other departments may charge lab and other fees for certain courses and services.



ESTIMATED COST OF ATTENDANCE

FINANCIAL AID NEED

Eligible students are awarded most aid on a first-come, first-serve basis, without regard to race, color, sex, age, national origin, or disability. The types of aid awarded to each student will depend on the student's need, as well as on the availability of funds, EFC, and the student's aid type preferences. Students should keep in mind, however, that no aid will be awarded until all required documents are received and processed through the Financial Aid Office.

RECEIVING OUTSIDE SCHOLARSHIP/RESOURCES

If a student receives any scholarships, grants, tuition waiver assistance, veteran's benefits, or any other financial assistance through an agency or organization other than CSC, it must be reported to the CSC START (Financial Aid) Office so it can be included in the student's total financial aid package. As a financial aid recipient, students are legally required to keep the CSC START (Financial Aid Office) informed of all resources received from outside agencies or organizations. If additional awards are received from other agencies or organizations any time during the award year, an adjustment may occur to the Federal Student Financial Aid award or a portion may have to be returned.

COLLEGE IS AFFORDABLE

CSC offers grants and work-study, student and parent loans to help with college costs. The cost to attend college throughout the nation has been on the rise, especially in the last few years. CSC has not been exempt to these increases, but still has remained among the most affordable four-year colleges in the United States. It is our goal to continue to provide quality education for a manageable price. Currently, our students graduate with a bachelor's degree with an average student loan debt of \$20,137.

Because obtaining a bachelor's degree improves earning potential by almost twice as much as not having one, we hope we can help students obtain a bachelor's degree with the funds we have available and the costs we are offering.



Estimated Cost of Attendance Undergraduate

Financial aid is available to cover certain educational costs based on period of enrollment known as estimated Cost of Attendance (COA). The COA is based on costs for two semesters and includes allowances for tuition, fees, room, board, books and supplies, transportation and miscellaneous personal expenses. The following figures represent the estimated costs based on enrollment status, residency status and living arrangements for the 2020-2021 academic year.

UNDERGRADUATE

Per Year	On/Off Campus Resident	Online Only	With Parents Resident
Tuition	\$5,720	\$5,720	\$5,720
Fees	\$2,124	\$3,476	\$2,124
Books	\$1,800	\$1,800	\$1,800
Room/Meals	\$251/wk	\$251/wk	\$172/wk
Transportation	\$75/wk	\$75/wk	\$23/wk
Personal Expense	\$96/wk	\$96/wk	\$46/wk

Based on 15 hrs. per semester, 30 hrs. per academic yr.

Undergraduate non-resident on/off campus tuition is \$1 more per credit hr. taken

Estimated Cost of Attendance Graduate

GRADUATE

Per Year	Resident	Online Only
Tuition & Fees	\$4,290	\$4,290
Fees	\$1,318	\$2,722
Books	\$1,800	\$1,800
Room/Meals	\$251/wk	\$251/wk
Transportation	\$75/wk	\$75/wk
Personal Expenses	\$96/wk	\$96/wk

Based on 9 hrs. per semester, 18 hrs. in academic year

Source: IPEDS Institutional Characteristics Financial Aid of Attendance



Housing and Meal Plan Rates

HOUSING RATES

All dorm rates are per semester

Residence Hall Single Occupancy	\$2,875.00
Residence Hall Double Occupancy	\$2,045.00
Eagle Ridge Private Room	\$2,775.00

MEAL PLAN RATES

All meal plan rates are per semester

280 Meal Block Plan + \$200 bonus bucks	\$2,225.00
200 Meal Block Plan + \$200 bonus bucks	\$1,900.00
150 Meal Block Plan + \$200 Bonus Bucks	\$1,495.00
80 Meal Block Plan + \$50 Bonus Bucks	\$805.00*

All students living in the residence halls **MUST** include a meal plan. Students living off campus may purchase a meal plan at the Housing Office. Tickets are issued by food service. Meal plan decreases are allowed through the first two weeks of the semester only. Meal plans may be increased at any time.

*Not available to students living in a residence hall.



Glossary

2021-2022 Fact Book



GLOSSARY

Academic Year - Begins the first day of the fall semester and ends the last day of the summer session of the following year.

ACT - Acronym for the American College Test, a standardized test used to assess a student's level of knowledge in basic areas such as mathematics, reading, science, writing, and English. Colleges may require the results of either the ACT or the Scholastic Aptitude Test (SAT) before granting admission.

Activity Fee - Provides funding for the Campus Activities Board (CAB).

Adjunct Faculty - Part-time instructors who are employed on a term basis.

Alumna - a female graduate or former student.

Alumnae - plural of alumna (a group of female graduates or former students).

Alumnus - a male graduate or former student.

Alumni - plural of alumnus; a group of male graduates or former students AND/OR a group of both male and female graduates or former students.

Bachelor of Applied Sciences - A specialized baccalaureate degree restricted to individuals who transfer to Chadron State College with a completed Associate of Science, Associate of Applied Science, or Associate of Occupational Science degree from an accredited community or technical college.

Bachelor of Arts - An undergraduate degree that provides content area programs of study for entrance into a professional workforce or continued graduate-level study. In addition to the general requirements for graduation, candidates are required to complete the Essential Studies program and the requirements for at least one subject major and either a second major or a minor, or one comprehensive major.

Elective courses may be selected to reach the total 120 semester credit hour minimum requirement for graduation. The Bachelor of Arts degree requires that a significant portion of the student's studies be dedicated to the arts – literature, language, music, etc.

Bachelor of Science - An undergraduate degree that provides content area programs of study for entrance into a professional workforce or continued graduate-level study. In addition to the general requirements for graduation, candidates are required to complete the Essential Studies program and the requirements for at least one subject major and either a second major or a minor, or one comprehensive major. Elective courses may be selected to reach the total 120 semester credit hour minimum requirement for graduation. The Bachelor of Science degree requires that a significant portion of the studies be in the sciences – chemistry, biology, math, etc.

Bachelor of Science in Education - An undergraduate degree conferred upon those who complete the teacher-preparation programs of study. In addition to the general requirements for graduation, candidates must complete the Essential Studies program, graduation literacy, and the Professional Education requirements for their certificate.

Building Gross Square Footage (GSF) - The sum of all square feet of floor areas within the outside faces of a building's exterior walls.

Capital Improvement Fee - Provides funding for renovation and upgrade of instructional space on each of the state college campuses, excluding those covered by facility fees.

Career Fair - An event for employers to meet with job seekers, especially students.

Catalog - Undergraduate and Graduate catalogs are a resource and guide to the policies, degree programs and services available at the institution. It also lists the institution's history, accreditation status, courses of study, physical facilities, etc.

Classroom-Based Courses - Classroom-based courses require participation within the traditional classroom; these are *not* distance learning courses.

CLEP - The College Level Examination Program can be administered to students who desire to obtain college credit by taking proficiency tests in selected courses. If the student scores high enough on the test, college credit can be awarded. There is a charge for each test taken.



GLOSSARY

Cohort Summary - Students who are grouped together for a potential planned outcome.

Cost of Attendance (COA) - Based on costs for two semesters. Includes allowances for tuition, fees, room, board, books and supplies, transportation and miscellaneous personal expenses. Tuition, fees and books costs are based on enrollment status (full-time, 3/4, 1/2 and less than half-time). Room, meals, transportation and personal expense costs are based on weeks of enrollment.

Credit Hour - Courses taken in college are measured in terms of credit hours. To earn one credit hour, a student must attend a class for one classroom hour (usually 50 minutes) per week for the whole semester (usually 16 weeks).

Curriculum - Classes prescribed or outlined by an institution for completion of a specific program of study leading to a degree.

Degree - A statement of accomplishment awarded for the successful completion of a prescribed program of study. This means that required credits have been earned.

Degree Requirements - Requirements prescribed for completion of a program of study are generally termed degree requirements. Requirements may include a minimum number of hours, required GPA, prerequisite and elective courses within the specified major, and/or minor areas of study.

Degree-Seeking Students - Students enrolled in courses for credit who are recognized by the college as seeking a degree.

Department - The basic organizational unit that is responsible for the academic functions in a field of study. It may also be used to indicate an administrative or service unit of an institution.

Department Fees - Departments may charge lab and other fees for certain courses and services.

Distance Learning Courses - Distance learning courses are fully online and can be completed without onsite classroom meetings.

Double Major - Program in which students may complete two undergraduate programs of study simultaneously.

Dual-Credit (ACES) Courses - Access to College Engagement to Success (ACES) or dual-credit refers to courses taught to high school students for which the students receive both high school credit and college credit. These courses are conducted in an approved high school classroom.

Duplicated Headcount - Occurs when a student is counted more than one time because he/she enrolled in more than one course or term.

End of Term - The last day of classes for a semester or full summer session.

Equal Opportunity - The aggregation of policies and practices in employment (and other areas) that do not discriminate against persons on the basis of race, color, age, sex, national origin, religion, or mental or physical disability.

Essential Studies Program - Provides an integrated, coherent learning experience to prepare students for a life of responsible inquiry. Includes First Year Inquiry (FYI) courses to help students develop inquiry skills.

Event Fee - Provides funding to support athletic and cultural (fine arts) programs.

Expected Family Contribution (EFC) - Calculated from the information provided by the Free Application for Federal Student Aid (FAFSA) form; it usually reflects the amount the student and family can be expected to contribute toward the student's education. CSC uses this number to determine the amount of financial aid needed.

Facilities Fee - Provides revenue for bond projects that are not funded by the state, such as improvements to the student center, residence halls, parking lots, and pedestrian enhancements.

Faculty - Personnel who teach classes for the college.



Faculty Survey of Student Engagement (FSSE) - A survey designed to complement the National Survey of Student Engagement (NSSE). FSSE measures instructional staff expectations for student engagement in educational practices that are linked with student learning and development.

Fees - Additional charges not included in tuition.

Financial Aid - Grants, loans, assistantships, scholarships, fellowships, tuition waivers, tuition discounts, veteran's benefits, employer aid (tuition reimbursement), and other monies (other than relatives/friends) provided to students to meet expenses. This includes subsidized and unsubsidized loans made directly to students. The types and amounts of aid awarded are determined by financial need, available funds, student classification, academic performance, and the timeliness of application.

First-Time Student - A student with no prior post-secondary experience attending any institution for the first time at the undergraduate level. This includes students enrolled in academic or occupational programs. It also includes students enrolled in the fall term who attended college for the first time in the prior summer term, and students who entered with advanced standing (college credits earned before graduation from high school).

Fiscal Year - An accounting period of 12 months. The accounting period for Chadron State begins each July 1 and continues through June 30 of the following year.

Food Desert - As defined by the Center for Disease Control and Prevention, an area that lacks access to affordable fruits, vegetables, whole grains, low-fat milk, and other foods that make up the full range of a healthful diet.

Free Application for Federal Student Aid (FAFSA) - Universal application for financial aid, including loans, grants, college work-study and other federal and state programs. May be required for need-based scholarships.

Freshman - A grade level/classification for a student who has completed fewer than 30 credit hours.

Frontier and Remote (FAR) - A methodology used by the Office of Rural Health Policy (ORHP) and the U.S. Department of Agriculture (USDA). The FAR methodology uses travel time to population centers to categorize areas as FAR level 1-4. The aim is to provide a geographically detailed, multi-level delineation of frontier areas for use in policy and research. Refer to the website frontier.us.org for more information.

Full-Time Equivalent Faculty (FTE) - A faculty member who is teaching a full load as defined by one or more academic departments, or equivalent release time as defined by an academic department. Full-time teaching load varies by department, but is generally defined as at least 24 credit hours per academic year.

Full-Time Graduate Student - A graduate student enrolled in nine or more credit hours per semester is considered to be taking an academic full-time load.

Full-Time Undergraduate Student - An undergraduate student enrolled in 12 or more credit hours per semester is considered to be taking an academic full-time load.

GED - The General Education Development (GED) exam refers to a system of standardized examinations that entitle those who pass them to receive a credential equivalent to a high school diploma.

Graduate Assistant - A student who is engaged in a postgraduate degree program and is employed by the institution for a limited number of hours.

Graduate Student - A student who has successfully earned an undergraduate academic degree and is working toward a graduate degree.

Grant - Money awarded to a student to fund his/her education and that is not required to be repaid.

Headcount - The number of students enrolled in one or more courses. This number may be duplicated or unduplicated.



Health Fee - Provides funding to pay for the services and employment of a school health office.

Higher Learning Commission (HLC) - An independent corporation, founded in 1895, as one of six regional institutional accreditors in the United States. HLC accredits degree-granting postsecondary education institutions in the North Central region, which includes Nebraska.

In-State Student - A student who is a Nebraska resident.

Integrated Postsecondary Education Data System (IPEDS) - The core postsecondary education data collection program of interrelated surveys for the National Center for Education Statistics (NCES), a part of the Institute for Education Sciences within the United States Department of Education.

International Student - A student who is not a citizen or a permanent resident of the United States.

Junior - A grade level/classification for a student who has completed more than 60 but fewer than 90 credit hours.

Library Learning Commons (LLC) - Serves as an educational, informational, and cultural resource center for Chadron State College and the surrounding community by offering assistance through tutors, work-shops, computer programs, or audiovisual equipment.

Loan - Money awarded to a student to fund his/her education and that is required to be repaid.

Major - A student's chosen field of study. It usually requires the successful completion of a specified number of credit hours.

Master's Degree - A statement of accomplishment awarded for the successful completion of a prescribed graduate program of study. This means that required credits have been earned.

Matriculation Fee - Every student who enrolls for the first time at Chadron State College shall pay a one-time matriculation fee. The fee is used to establish a student's record and is non-refundable unless the student is denied admission to CSC.

Minor - Designated as a specific number of credit hours in a secondary field of study.

National Collegiate Athletic Association (NCAA) - A non-profit association that regulates athletes, institutions, conferences, organizations, and individuals. It also organizes the athletic programs of many colleges and universities in the United States and Canada, and helps college student athletes who compete annually in college sports. Chadron State College, as an NCAA Division II school, may offer scholarships to athletes for playing in a sport.

National Register of Historic Places - An official list of the Nation's historic places worthy of preservation. Authorized by the National Historic Preservation Act of 1966, the National Park Service's National Register of Historic Places is part of a national program to coordinate and support public and private efforts to identify, evaluate, and protect America's historic and archeological resources.

National Survey of Student Engagement (NSSE) - A survey mechanism used to measure the level of student participation at universities and colleges as it relates to learning and engagement. The survey targets first-year and senior students.

Nebraska State College System (NSCS) - The governing body of Nebraska's three public colleges (Chadron State, Peru State, and Wayne State). It is not part of the University of Nebraska System.

Non-Degree Seeking Student - A student who does not wish to pursue a degree. A student in this classification may take courses for purposes such as certification, self-improvement, or employment requirements.

Off-Campus Onsite Course - A course conducted in a classroom geographically separate from the CSC campus in Chadron, Nebraska. These locations do not have a full range of administrative and student services. A facility may provide access to instruction that requires student attendance at a physical location that receives interactive video or other forms of web-based instruction.

Out-of-State Student - A student who is not a Nebraska resident.



Parent Loan for Undergraduate Students (PLUS) - A loan available for parents of dependent undergraduate students to help fund educational expenses. Parents may borrow up to the total cost of attendance, less financial aid. Monies are to be used for educational expenses.

Part-Time Graduate Student - A graduate student enrolled in fewer than nine credit hours per semester is considered to be taking an academic part-time load.

Part-Time Undergraduate Student - An undergraduate student who is enrolled in fewer than 12 credit hours per semester is considered to be taking an academic part-time load.

Prairie Public – A comparison group used in the National Survey of Student Engagement (NSSE) that contains 41 public colleges and universities within a Plains geographic region, defined as the states of Iowa, Kansas, Minnesota, Missouri, Nebraska, North Dakota, and South Dakota.

Pre-Professional Program - Students may pursue programs such as pre-law, pre-engineering, or pre-med before transferring to a professional school. Pre-professional programs last from one to four years, depending upon the profession, professional schools, and the student's specific academic and extra-curricular interests.

Race/Ethnicity - Categories that were developed in 1997 by the Office of Management and Budget (OMB) and are used to describe groups to which individuals belong, identify with, or belong to in the eyes of the community. The categories do not denote scientific definitions or anthropological origins. The designations are used to categorize U.S. citizens, resident aliens, and other eligible non-citizens. Categories include: nonresident alien; Hispanic or Latino; American Indian or Alaska Native; Asian; Black or African American; Native Hawaiian or Other Pacific Islander; White; Two or More Races; and Race and Ethnicity Unknown.

Race/Ethnicity Unknown - Category used to classify students or employees whose race/ethnicity is not known and whom institutions are unable to place in one of the specified racial/ethnic categories.

Records Fee - Provides funding to offset the cost of managing student records.

Retention - A process wherein efforts are made to induce students who have registered for a fall semester to register again the following fall semester.

SAT - Acronym for the Scholastic Aptitude Test, which is designed to measure a student's level of knowledge in basic areas such as math, evidence-based reading and writing, and essay. Colleges may require the results of either the American College Test (ACT) or the SAT before granting admission.

Satisfactory Academic Progress (SAP) - Federal Financial Aid regulations require financial aid recipients to make satisfactory academic progress toward the completion of a degree. In order to be awarded and retain financial aid, recipients must comply with all the Satisfactory Academic Progress (SAP) requirements for the fall, spring, and summer terms as outlined in the SAP Policy.

Scholarship - A grant or payment made to support a student's education, awarded on the basis of academic or other achievement.

Second Major - A student may earn multiple majors simultaneously at Chadron State College by satisfying the requirements for each major as outlined by the institution. Only one degree is granted, although all completed majors are recognized on the student's transcript.

Semester Calendar System - A calendar system that consists of two semesters during the academic year, with about 16 weeks for each semester. There may be an additional summer session.

Senior - A grade level/classification for a student who has 90 or more completed credit hours.

Service Area - The territory in which the College provides services.

Sophomore - A grade level/classification for a student who has completed more than 30 but fewer than 60 credit hours.



GLOSSARY

Student Services - Encompasses several departments that support student success; emotional and physical health; and cultural, social, and intellectual development outside the context of the formal classroom. These include Admissions, Enrollment, Financial Aid, Health, Counseling, Student Activities, Career Guidance, Intramurals, Clubs and Organizations.

Summer Session - A term that is shorter than a regular semester and is part of the academic year. The institution may have two or more sessions occurring in the summer months.

Technology Fee - Provides funding to support general access computer lab hardware and software, the campus network, and the DS3 Internet connection, and to provide technical support.

Title IX - Title IX is the federal law prohibiting sex discrimination in educational institutions. It is from the Higher Education Act of 1965, amended in 1972 and 1987. Title IX forbids sex discrimination in all college student services and academic programs, including but not limited to, admissions, financial aid, academic advising, housing, athletics, recreational services, college residential life programs, health services, counseling and psychological services, Records Office, classroom assignments, grading and discipline.

Transfer Student - A student entering Chadron State College for the first time who is known to have previously attended a postsecondary institution at the same level (i.e., undergraduate, graduate). This includes new students enrolled in the fall term who transferred into the institution the prior summer term. The student may transfer with or without credit.

Transitional Studies - A program that prepares students for success in entry-level college courses.

Tuition – Amount of money charged for teaching or instruction by a school, college, or university.

Undergraduate - A student who has not yet earned a bachelor's degree.

Unduplicated Headcount - The sum of students enrolled for credit, with each student counted only once during the reporting period regardless of when the student enrolled.

Work Study - A need-based employment program that allows students to work for the college itself, and which is supported by federal and state monies. Students may qualify for this program if they demonstrate a need for financial aid.