

# Welcome ... to the Chadron State College Child Development Center



Dr. Kim A. Madsen, CFCS



A Collaborative Project of  
Arbor Day Foundation and  
Dimensions Educational Research Foundation

# The Center is...

- State licensed by the Nebraska Department of Health and Human Services – since 1972
- Nationally accredited by the National Association for the Education of Young Children – since 1989
- Certified Nature Explore Outdoor Learning Environment by Arbor Day Foundation and Dimensions Educational Research Foundation – since 2009

# Mission and Purpose ... 'Educating Educators'

- **Mission:**

The Laboratory meets the academic needs of students for experiential educational learning. Students pursuing baccalaureate degrees from all disciplines utilize the Laboratory to complete course requirements.



**Purpose:**

1. To provide undergraduate and graduate **students** educational opportunities that support practical reasoning, critical thinking and application of knowledge base information in a realistic setting.
2. To provide **families** with young children between the ages of 2 and 9 high quality, developmentally appropriate, active learning and naturally inclusive early childhood experiences that support individual learning and development.
3. To provide an environment for students to conduct applied research under the supervision of qualified faculty.



Families &  
Community

High  
Quality  
Care and  
Education

Children

Student  
Teacher  
Assistants

Environment  
&  
Curriculum



# History of the Child Development Center Laboratory



**CSC**  
CHADRON STATE COLLEGE



The Chadron State College Child Development Center was established January 7, 1972, as an extension service to CSC. The Center was housed in Edna Work Hall until September 1, 1972, when it moved to the Burkhiser Technology Complex. At that time, the Center became a laboratory for students enrolled in the Home Economics (Family & Consumer Sciences) department.

The Center has been licensed with the Nebraska Department of Health and Human Services since 1972, with capacity for 47 children. In October 1990, the Center was one of the first programs in the state of Nebraska and nationally to successfully achieve National Accreditation from the National Association for the Education of Young Children (NAEYC).

In 2009, the Center became certified as a Nature Explore Outdoor Learning Laboratory by the Arbor Day Foundation and Dimensions Educational Research Foundation.



## Chadron State College Child Development Center Laboratory School Charter

- Children have the right to plant flowers and trees with other people
- Children have the right to grow taller
- Children have the right to run or walk, to choose which one, if it's safe
- Children have the right to have friends
- Children have the right to touch everything, but gently
- Children have the right to pretend everything
- Children have the right to climb mountains
- Children have the right to have fun
- Children have the right to sing, and sing to other people
- Children have the right to play all day
- Children have the right to guess how things work
- Children have the right to be loved and to love others
- Children have the right to be safe
- Children have the right to sleep when they are tired and not to sleep when they are not tired
- Children have a right to have their hair look like they want
- Children have the right to choose their own clothes
- Children have the right to clean air
- Children have the right to clean, fresh food to eat
- Children have the right to clean cold water or clean, hot water or clean, warm water
- Children have the right to talk, as long as they do not interrupt someone else who is talking first
- Children have the right to brush their own teeth
- Children have the right to say, "No!" or "Stop It!" when people are in their space
- Children have the right to be listened to
- Children have a right to walk away from people who are bothering them
- Children have a right to build bridges
- Children have a right to laugh even if it is not silly
- Children have a right to hug and kiss
- Children have a right to play where they want to play and with whom they want to play
- Children have a right to solve their own problems
- Children have a right to play outside
- Children have a right to explore and discover nature
- Children have a right to ask parents and teachers for help
- Children have a right to sit where they would like to sit
- Children have a right to explore with their hands and feet
- Children have a right to smell things they want to smell and not things they do not like
- Children have a right to taste things that taste good to them
- Children have a right to listen to things that make them feel good
- Children have a right to take care of their own things like their coat and shoes
- Children have a right to explore the world around them with or without their friends
- Children have a right to choose friends
- Children have a right to make people happy and make them happy too!
- Children have a right to share their ideas and listen to the ideas of others

# Role of the Child



*Current brain research proves a child is born with 100 billion brain cells just waiting to be connected by the nurturing and natural experiences life offers each and every day.*

- To **play**—A child's play is a child's work.
- To **feel safe** with those who love and care for them.
- To be **healthy**, striving for wellness across their lifespan.
- To **develop relationships** with their family, teachers and peers.
- To be **eager to learn** as they explore and discover the world around them.
- To **trust** those who care for and about them.
- To **build** a foundation for learning through their social and emotional skills.
- To **explore their senses** by touching, tasting, smelling, hearing and seeing.
- To **risk**—to adventure into the unknown challenging their willingness to discover new things in the world around them.
- To discover **nature** and the natural world from a child's eyes.
- To **grow** in knowledge (cognitive), skill (physical), ability and understanding (language) of their place in the world and how they can make it better.
- To **please** others naturally desiring to do their best.

*"From the very beginning of his or her education, the child should experience the joy of discovery." —Alfred North Whitehead*

*"Children learn best with hands-on, active engagement in their play—they learn best by doing." —Jean Piaget*



# Role of the Family



*Investing in children takes time, but an investment in children is an investment in the future.*

The role of the family is:

- To **love, care for** and **nurture** their children.
- To **encourage** independence and **embrace** autonomy.
- To **create** a safe, healthy, positive, loving and encouraging environment.
- To **build** a relationship with their child supporting a healthy social and emotional well-being.
- To **support** the uniqueness of each child.
- To **stimulate** curiosity and sense of wonder.
- To **educate, train** and **guide** their children as interests and excitement for learning appear.
- To **allow** children to be who they are—unique and special.
- To **enjoy** and **capture** the teachable moments.
- To **discover** the world through the “eyes of a child”—excited for adventure and eager to learn.
- To be **willing** to allow their child to take risks by using their senses—touching, tasting, feeling, seeing and hearing.
- To **allow** children to make decisions and learn to solve their own problems.
- To **embrace** diversity, cultural differences and the acceptance of others.

*"If a child lives with affection, they will learn respect for others. If a child lives with encouragement, they learn to be confident. If a child learns acceptance, they will learn to love others. If a child feels safe, they will learn to trust in others. If a child lives with approval, they learn to like themselves. If a child lives with hope, they will learn to embrace the future."*

*—excerpts from Dorothy Law Nolte, 1998*





# Role of the Teacher



A teacher's role is:

- To come **prepared** for each new today—eager, willing and excited for new opportunities to learn and grow.
- To **provide** a safe, healthy, caring and nurturing environment where trust abounds.
- To **understand** human development and apply best practices for children.
- To **discover** the interests and needs of each and every child.
- To **meet** every child where they are—building upon their strengths and supporting their growth.
- To **guide, facilitate, mentor** and **become involved** in a child's interests for discovering the world around them.
- To **create** a fun, active-learning, hands-on, natural and inclusive environment where all children are welcome.
- To **stimulate** a child's sense of wonder, curiosity and excitement for learning.
- To **risk** trying new ideas and challenging oneself to achieve new goals; always striving to do better while making a positive impact on the future.
- To **value** the uniqueness of each child and each family.
- To **encourage** positive relationships and promote positive self-esteem.
- To **grow** professionally, seeking new opportunities to network, collaborate and build relationships.
- To **enjoy** every opportunity to learn and grow.
- To **capture** the moments—educating, training and supporting unique opportunities.
- To **embrace** diversity and support the uniqueness of every individual.
- To **take the time** to value each person.
- To **discover** the joy of teaching . . . for life is one long teachable moment.
- To **impact** the future by investing in children . . . one life at a time!

*"A journey of a thousand miles begins with the first step."*

*"Early Childhood is the most important time of life for what happens in the early years sets the foundation for everything that happens later in life." —K. Madsen*

*"Our job is to prepare children for today. If children are prepared for today, they will be prepared for tomorrow." —Ber Bos*



# Role of the Materials



*Learning and achieving is more about the process than the product. Manipulating materials comes naturally for children.*

The role of the materials is:

- To **support** learning and discovery from an individual's perspective.
- To **provide** opportunities to explore, manipulate, create, build, play with and discover the world.
- To **stimulate** curiosity, wonder, imagination and excitement for learning.
- To **create** opportunities for hands-on, active learning, enhancing self-discovery, self-stimulation, self-discipline and self-motivation.
- To **learn** about the world by exploring the creations of nature.
- To **promote** learning about the environment from the materials used in everyday life.
- To **discover** interests and explore possibilities.
- To **enjoy** the natural world and create a sense of respect for preserving the land and its precious resources.

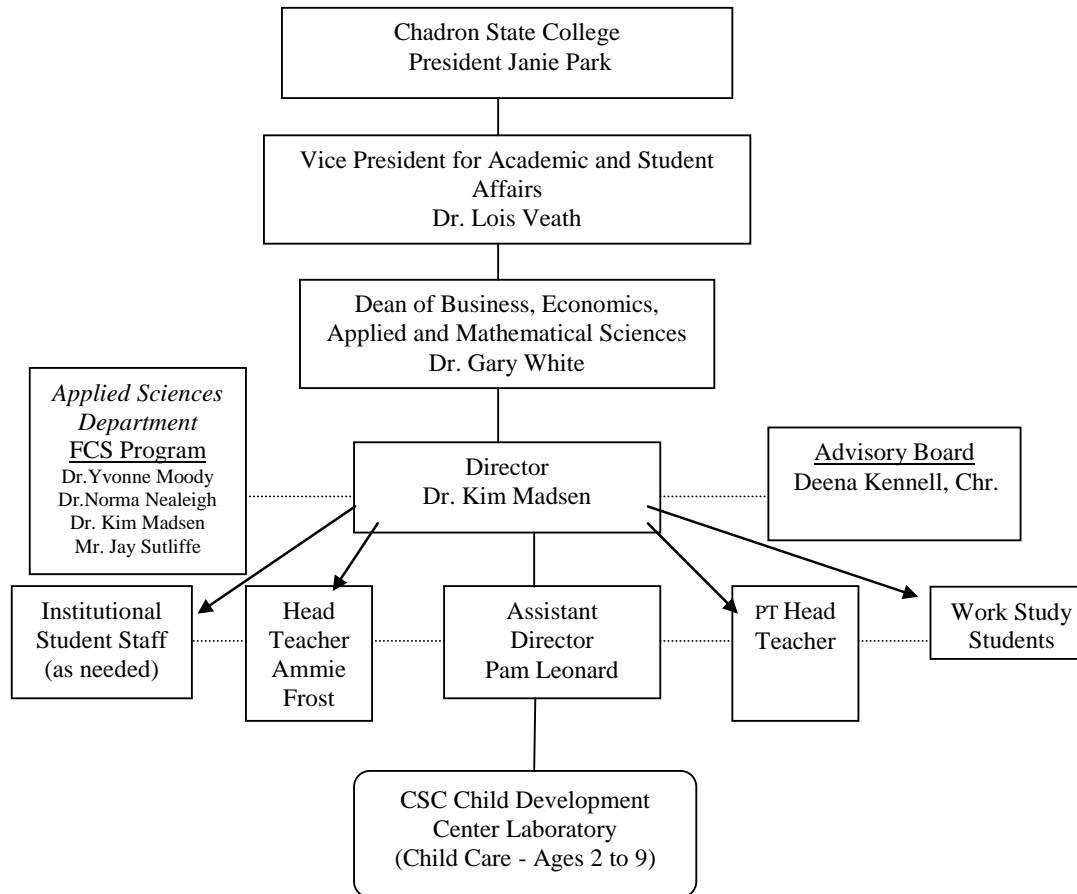
*"What you see with your eyes is what you value with your heart." —African Proverb*

*"Curriculum is what happens! It's not what you plan as much as what the children experience." —Jim Greenman*

*"Children have a real understanding only of that which they invent themselves, and each time that we try to teach them something too quickly, we keep them from re-inventing it themselves." —Jean Piaget*



# ORGANIZATIONAL STRUCTURE



# Investing in Nebraska...

- First Five Nebraska -- [www.firstfivenebraska.com](http://www.firstfivenebraska.com)



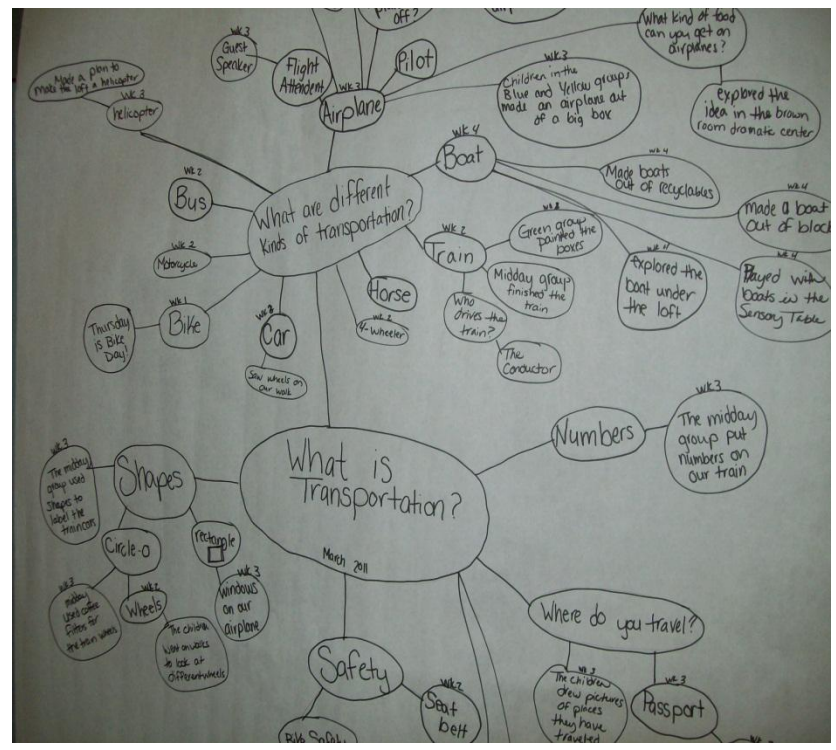
# Center Operations

- Monday through Friday – 7:00 a.m. to 5:30/ 10:00 p.m.
- Year Around **‘Preschool’** program
- Open enrollment – families with children between the ages of 2 and 9
- Full time and part time enrollment
- Natural, inclusive environment for **‘ALL’** children
- Community Collaborations with Head Start, Chadron Public Schools, Western Community Health Resources, Alliance Nursing Program, Job Corp and local Child Care Providers

# Emergent High Impact Learning

Project Approach – ‘Hands On’

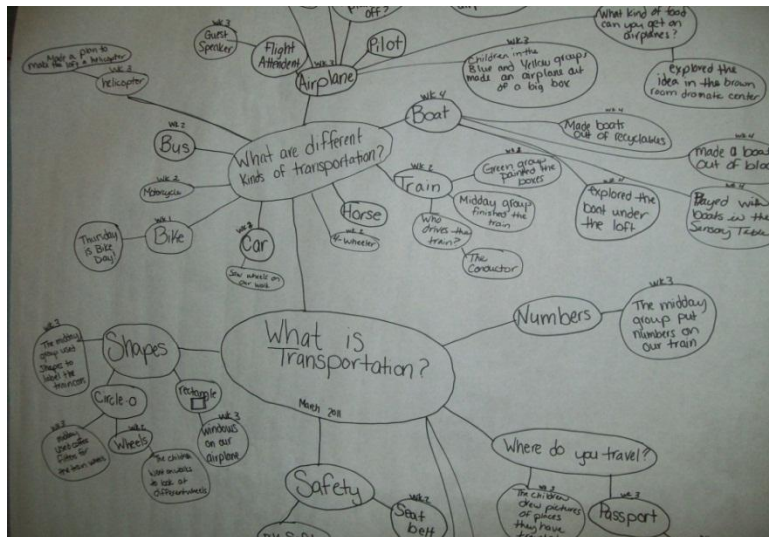
Concept Mapping or Web



# Our Curriculum ...

## Exploring Our World

- Play based, emergent curriculum focused on the Project Approach using the Plan, Do and Review process to infuse Nature, Character Education, and Recycling.



# Wild About Nature!

## CSC Child Development Center

### May 2011

**Rationale:** As a class, children will be exploring their new environment, new faces, and new rules. By learning about the new environment and the new rules, the children will gain understanding of the new faces in the classroom. Each child will gain personal understanding of the following “Key Indicators” from the “Nebraska Early Learning Guidelines: Child’s Growth and Learning” (2002) and the National Association for the Education of Young Children Accreditation standards.

**Key Indicators:** Visual-Spatial, Language/Literacy, Science, Mathematics, Kinesthetic/Body Awareness, Social/Interpersonal, Intrapersonal, Construction/Engineering, Creative representation, Music.

#### **Objectives:**

1. To identify different parts of nature.
2. To define what nature is.

#### **Questions for the month of March:**

*What is Nature?*

*Where will I find Nature?*

*How can I take care of nature and my world?*

*What does it mean to recycle?*

**Character Count Pillar for December:** Caring



The children went to the computer lab and looked at pictures of different forests.



The children take a closer look at Methusela.



The children used newspaper to create a forest.

## Activities for the month of May:

#### AM Groups:

“What is a Forest?” project has begun and we have created models, paintings, drawings and constructions about forests during phase 1. During phase two, we have been studying about the species of trees we have in our environment by having OWLS (Outdoor Wilderness Learning and Survival) time. We have measured our tree and discovered how big it’s crown, circumference, and height is using our wilderness education lessons.

We have learned there are different kinds of trees in a forest and in our environment. During this time we also had questions about the kinds of animals who live in a forest, what is a habitat, and also which animals live in trees. We also invited our expert on forests to join our classroom and she told us about how a tree grows. Our lessons have also led to creating nests, surveys about people visiting a forest, and voting on which animals live in the forest.



The children created their own nest out of recycled materials.



The children used their OWL packs to help them explore nature.

#### Midday:

For the month of May during the Midday time, we have taken some time to review the “basics.” We took the week to find which numbers we know, the alphabet, shapes, and colors. The kids sure had a blast picking dandelions and counting them out in the big park!

One of the projects that we have started that relates to nature is the outside environment. The midday kids have started growing grass on paper towels to see how well that works as well as sowing grass seed outside. To finish the month off we will be learning about runoff water and the children used

The children used dandelions to help them practice their counting.



The children created water ways to see how a water system works.



#### PM Groups:

The afternoon groups were full of excitement to learn about Nature! We looked at what a forest and made paper trees and trees out of play dough. We also went down to the computer lab to look at pictures of forests. We had a lot of excitement planting flowers and looking at the animals that live in trees.

We learned about how birds make their nests and then we created our own nests for the birds. We also watched videos of other animals that live in trees. One of our big excitement

f May was having Ms. Kelsey bring up her gecko Methusela to let us see as well as help take care of it as she let us keep it at the center for a few



The children went on a walk to look at different kinds of leaves.



The children created trees out of play dough.



Welcome to the CSC Child  
Development Center ...  
and to our family!

For more information, please contact Dr. Kim Madsen, Director at [kmadsen@csc.edu](mailto:kmadsen@csc.edu) or visit our website at [www.csc.edu/appsci](http://www.csc.edu/appsci)